



2018 Product Catalogue



Prices effective January 1, 2018



Table of Contents

Our Product Line.....	2
What's New for 2018?	3
Water Issues	4
Frequently Asked Questions	6
Make Sure It's VIQUA.....	8
UV System Selector.....	10
Quick Reference Guide.....	12
UV Systems.....	23
● Tap.....	24
● Home.....	26
● Professional	31
● Specialty	39
Filtration.....	41
● Tap.....	42
● Home.....	50
● Professional	57
● Specialty	61
Accessories.....	65
Replacement Parts - UV	68
Full Specifications.....	75
Index.....	91
Glossary of Terms.....	93
Warranty.....	95

Our new product families make it easy for you and your customers to find the product that best suits the application.

Product Families		
TAP & TAP PLUS		Product category for point-of-use treatment, typically a single tap or faucet
HOME & HOME PLUS		Product category for point-of-entry or whole home treatment, typically multiple water outlets
PROFESSIONAL & PROFESSIONAL PLUS		Product category for point-of-entry treatment for larger homes or commercial/public facilities
SPECIALTY		Product category for specialised applications such as vending, 12V installations and ozone



	<p>IHS10-D4 IHS10-D4/2 IHS10-D4/2A IHS10-D4/2B</p>	<p>An extension of the Integrated Home Systems, VIQUA's new IHS10-D4 adds single sump sediment pre-filtration to the popular and reliable D4 UV disinfection system. The 5 micron sediment cartridge (included with the system), helps to ensure the effectiveness of the Ultraviolet Disinfection. See page 30 for further details.</p>
	<p>660095-R 660096-R</p>	<p>VIQUA's PRO24-100 has been 3rd party validated under the USEPA protocol for 2-log virus reduction at 24 GPM with an applied UV dose of 100 mJ/cm². The single chamber system complements the existing Adenovirus PRO24-186, which is validated for 24 GPM with an applied UV dose of 186 mJ/cm². See page 36 for further details.</p>
	<p>Case quantity pricing on filter cartridges</p>	<p>Take advantage of VIQUA's discounted case quantity pricing on filter cartridges! Savings range from 10% to 25% on the majority of filter cartridges. Place orders using case quantities for discount to apply.</p>
	<p>SV5Q-PA SV8Q-PA</p>	<p>We are pleased to announce that the SV5Q-PA and SV8Q-PA have been NSF 55 Class B validated for increased flow rates. The new flow rates for these systems will be available as of March 1st, 2018.</p> <p>SV5Q-PA: 5.2 GPM (20 lpm) SV8Q-PA: 8.7 GPM (33 lpm)</p>

Water Matters

Water is sometimes referred to as the **universal solvent**, dissolving varying amounts of everything it comes in contact with. This leads to the mineral content found in groundwater, which can result in visible problems, termed aesthetic issues.

Aesthetic Issues

Although the term sounds harmless enough, these issues include scenarios where expensive damage can be caused to household and commercial appliances if preventative steps are not taken.

The problems associated with water **hardness** are well known to many – excessive detergent use, fabric damage, staining, and, ultimately, severe damage to water heaters and boilers.

Hard water contains high levels of dissolved calcium (and magnesium) bicarbonate, which becomes solid when the water is heated – hence the scale damage that can occur in hot water appliances. Hard water problems are normally eliminated by installing a water softener, which can also take care of low levels of **dissolved iron** that cause unsightly orange staining.

For more severe iron problems together with **manganese staining** and **sulphur odour**, specialized water treatment units are available (see Water Conditioner section of our catalogue).

Turbidity in water supplies is caused by suspended particulates, which can be readily removed with good filtration. The most popular set-up is a high-grade, plastic filter housing containing a disposable filter cartridge manufactured from string wound, melt-blown, or pleated food grade polypropylene, available in various micron ratings. The lower the micron rating, the lower (finer) the particle size that can be removed.



Microbiological Issues



Water can also become contaminated through environmental events, such as agricultural run-off, leaking septic systems, flooding, and pollution incidents. In addition to potential toxins entering the water supply, there is the very real issue of **microbiological contamination** leading to the presence of bacteria, viruses, and parasitic organisms, such as Cryptosporidium and Giardia (beaver fever), in drinking water supplies.

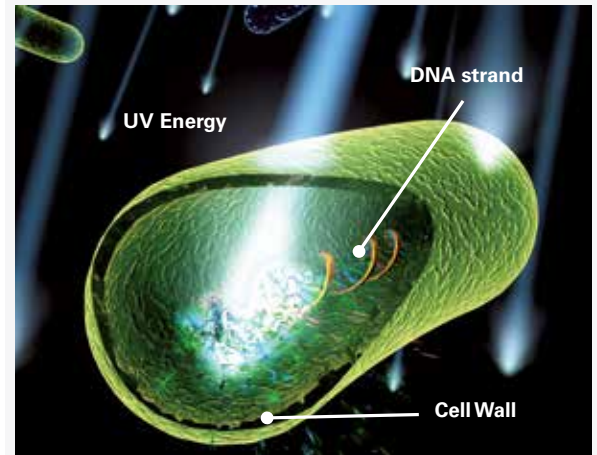


Municipal water supplies are treated to protect consumers from microbiological contamination, but the protection of private wells is the responsibility of the homeowner. While chlorine can be used to deal with temporary contamination of wells, a more permanent solution is to install an ultraviolet (UV) disinfection system. Installing a UV disinfection system on a municipal water supply provides peace of mind, especially in the event of boil water advisories, which occur when municipal treatment systems are compromised by infrastructure failure or flooding.

Application of UV

UV has been used for disinfection purposes for more than a century and is well proven to be effective against microorganisms, particularly the dangerous, chlorine-resistant parasites *Cryptosporidium* and *Giardia*. More than 400,000 people became very sick and more than 100 died in the 1993 Milwaukee Cryptosporidiosis (crypto) outbreak.

UV disinfection inactivates pathogens, rendering them incapable of causing illness, and does so without the use of chemicals, avoiding the risk of unhealthy by-products being produced. Although a simple process, UV has only become truly effective through intensive research and technology development carried out by trusted organisations committed to providing safe, practical water treatment solutions. UV disinfection is now used in many large cities around the world, including New York City, Paris, and Rotterdam (ref: Trojan Technologies, Ontario, Canada).



VIQUA, as the residential division of Trojan Technologies, a global company specializing in such major municipal projects, has applied this know-how to develop UV systems specifically designed and certified for use in residential and light commercial applications.

Why do I need to disinfect my water supply?

Disinfection is recommended for all water supplies that are not already proven to be disinfected. Unfortunately, the microbiological quality of your water supply can change due to environmental conditions. By providing your own disinfection, you are taking responsibility for ensuring the safety of your water supply for you and your family.

Is UV effective against the protozoan parasites *Cryptosporidium* (crypto) and *Giardia lamblia* (beaver fever)?

Yes, UV is known to be the best available technology to treat these protozoan cysts, which are highly resistant to chlorine disinfection. In addition, the UV dose level required to inactivate these cysts is relatively low, at 10 mJ/cm² for 99.9% reduction. Recommended flow rates for VIQUA UV disinfection systems are based on a UV dose level of 30 mJ/cm². (See 'What is UV dose?')

Does UV inactivate water borne *E. coli*?

Yes, *E. coli* requires a UV dose of 6 - 10 mJ/cm² to achieve 99.99% disinfection. As noted, VIQUA UV systems use a UV dose of 30 mJ/cm² (@ 95% UVT) as the basis for flow rate sizing. (See 'What is UV dose?')

What is UV dose?

UV dose or fluence is the amount of UV energy imparted to the water as it flows through the disinfection system. It's related to UV lamp wattage but also how well the UV is transmitted through the water, which is measured as UVT. (See 'What is UVT?')

What is UVT?

UVT is the proportion (%) of the UV energy from the lamp that can penetrate water flowing through the UV system. Water quality varies and this affects UVT. Turbidity in the water reduces the transmission of light while contaminants that give rise to colour (for example, in lake water) reduce UVT due to absorption of the light. Water drawn from a dug well or surface source (lake, river) may have UVT in the 55% - 80% range, while water drawn from a drilled well typically has UVT in the 85% - 97% range. Published flow rates for VIQUA systems are based on water with UVT of 95%, except for NSF-validated systems which use UVT of 70% as the basis for flow rate calculation. Different levels of UVT can be accommodated by sizing the UV disinfection system accordingly.

How do I know the UV system is working?

All VIQUA systems are equipped with "lamp-out" monitors which indicate lamp status. Monitored systems equipped with a UV sensor indicate the amount of UV that is being imparted to the water and will go into alarm if the UV dose is insufficient.

Do I need to disinfect my municipal water supply?

Municipalities work very hard to provide safe, disinfected water for their customers. This is quite evident when you consider the difficulties involved in providing safe drinking water through a vast distribution network. However, once the water has left the treatment facility, it moves through an aging and crumbling infrastructure system which can lead to contamination. There are also occasions when circumstances lead to "Boil Water Advisories". If you wish to provide your family with added peace of mind, then a UV disinfection system is an affordable insurance policy against the possibility of drinking water contaminated with microbes.

How much does it cost to operate a UV system?

UV systems are very economical to operate. A typical whole house UV system uses the same power as a 40-Watt light bulb.

Will UV change the taste of my water?

No, UV is a physical disinfection process, so it does not add anything to or change the taste/odour of the water. It simply provides safe, reliable disinfection without the use of chemicals. In rare circumstances, untreated sulphur odour can become more noticeable after UV treatment.

Should I shut off my system when I am not using it?

No, the UV system should be left on whether you are using the water or not. By leaving the unit on, you will eliminate the potential problem of having contamination pass through the system while the unit is off. However, if water is drained from your disinfection system (e.g. winterizing), your UV system must be turned off.

What are the maintenance requirements?

UV lamps have a useful life of approximately 9000 hours, which means that the lamps require annual replacement in a full time residence. The UV light will be illuminated beyond one year, but there may not be enough UV energy to provide adequate disinfection. There is a quartz sleeve that surrounds the UV lamp which must be kept free from hardness or iron deposits by cleaning with a lime removing solution and soft, lint-free cloth. Proper maintenance of any installed pre-treatment equipment is also required.

Do I need to consider the quality of my water prior to the UV?

Yes, for UV to be fully effective, water quality parameters should be as follows:

- Iron < 0.3 ppm (0.3 mg/L)
- Hardness < 7gpg
- Turbidity < 1NTU
- Manganese < 0.05 ppm (0.05 mg/L)
- Tannins < 0.1 ppm (0.1 mg/L)
- UV transmittance > 75%

Note: If you are unsure of the quality of your water supply, it is important to have the water tested. A UV transmittance test (UVT) is strongly recommended for surface/shallow well sources or water that is even slightly coloured. To find out more information about UVT tests, please contact VIQUA or your local water treatment specialist.

Do I need any pre-filtration?

Yes. Microbes can potentially be shielded by suspended particles (turbidity) in the water supply, so it's necessary to filter the water to remove these particles. A high quality filter system with a rating of 5 microns is recommended. Filtering to a lower micron rating (for example, 1 micron) will remove smaller (fine) particulates but can result in undesirable restriction of water flow. Several VIQUA UV systems incorporate pre-filtration for easier installation and maintenance.

How do I control the water flow?

The most important consideration is not to install a UV system in situations where the recommended maximum water flow can be exceeded. In situations where this is a possibility, flow restrictors are available to prevent that from happening. The best approach is to choose a UV system that is sized appropriately for the maximum possible flow (present and future) of your water supply equipment.

Should I install a by-pass?

Although not essential, the installation of simple by-pass plumbing allows for emergency use of the water in case the UV unit is required to be removed from service. A simple by-pass assembly with three isolation valves can be installed easily.

Will the UV system restrict my water pressure?

No, UV systems are designed with inlet/outlet ports correctly sized for the specific application. Whole home systems typically have 3/4" or 1" connections, while smaller point of use options have 3/8" or 1/2" connections.

What size system do I need?

VIQUA offers different models to suit widely varying water flow demands. An average whole home UV system ranges in size from 5 to 12 gpm. Determining the maximum flow rate of your pump will determine the UV model best suited to that flow rate. It is important to not undersize the UV system. If in doubt, it's always better choose the next largest size.

How much space does a UV system require?

As the UV lamp and/or sleeve need to be periodically removed from the reactor chamber, you must allow at least double the length of the disinfection system to facilitate removal.

Should I be concerned about the adequacy of my electrical system?

VIQUA systems incorporate proprietary electronic controller technology, which provides constant output voltage regardless of variations in input frequency or voltage, providing consistent UV output. However, in regions that experience significant power fluctuation, the use of high-quality surge protection is recommended. UV systems should always be connected to a dedicated electrical outlet protected by a GFI (ground fault interrupter).

What materials are used in VIQUA UV systems?

The disinfection chamber that carries the water flow is manufactured from passivated stainless steel. Both the UV lamp and the surrounding sleeve are manufactured from high purity fused quartz (not plain glass). All seals that come into contact with the water are FDA and NSF compliant.

What is the warranty on VIQUA UV systems?

Stainless steel chambers are warranted against leakage due to manufacturing defect for 10 years. System controllers are warranted against manufacturing defect for 3 years (5 years for PRO series, H & K variants), while UV lamps, quartz sleeves, and UV sensors are covered for 12 months.

Homeowners trust us to provide them with a safe, effective water disinfection system. We're the experts, and it's up to us to educate them on the importance of using only VIQUA replacement lamps with their VIQUA UV disinfection systems.

UV lamps generally need to be replaced after 9000 hours of continuous use. By letting your customers know how important it is to annually install a new lamp designed by VIQUA for their VIQUA UV system, you'll not only be helping to ensure proper system performance and safety, but you'll be positioning yourself for increased and repeated lamp sales. Let us help! When your customers register their new VIQUA UV system at www.viqua.com/register, they can request electronic lamp replacement reminders. We'll direct them back to you each year when a new VIQUA lamp is needed. So encourage your customers to register their UV systems – it's smart business.

Not all lamps are created equal.

VIQUA lamps are manufactured with high quality components to exacting specifications to ensure performance and safety. Using a lamp that was not designed by VIQUA for a VIQUA UV system poses risk. This can include health risk, fire risk, reliability risk, equipment failure or damage risk, and loss of system certification. Using anything other than a VIQUA lamp is not worth the risk.

While other lamps may seem to fit a VIQUA system, its performance or safety simply can't be guaranteed and your customer will be exposed to the following risks:



Fire Risk: VIQUA lamps use only non-flammable materials and are engineered to exacting specifications to ensure safety.



Health Risk: Their water may not be disinfected properly.



Equipment Damage or Failure Risk: Using other lamps in VIQUA systems greatly increases the chances of equipment damage, or even complete equipment failure.



Reliability Risk: Their system performance could be compromised and premature power supply failures may occur.



Loss of Certification: Third-party certification (NSF 55 and UL/CE) becomes void. VIQUA systems are safety and performance certified as a complete unit which includes a VIQUA lamp.

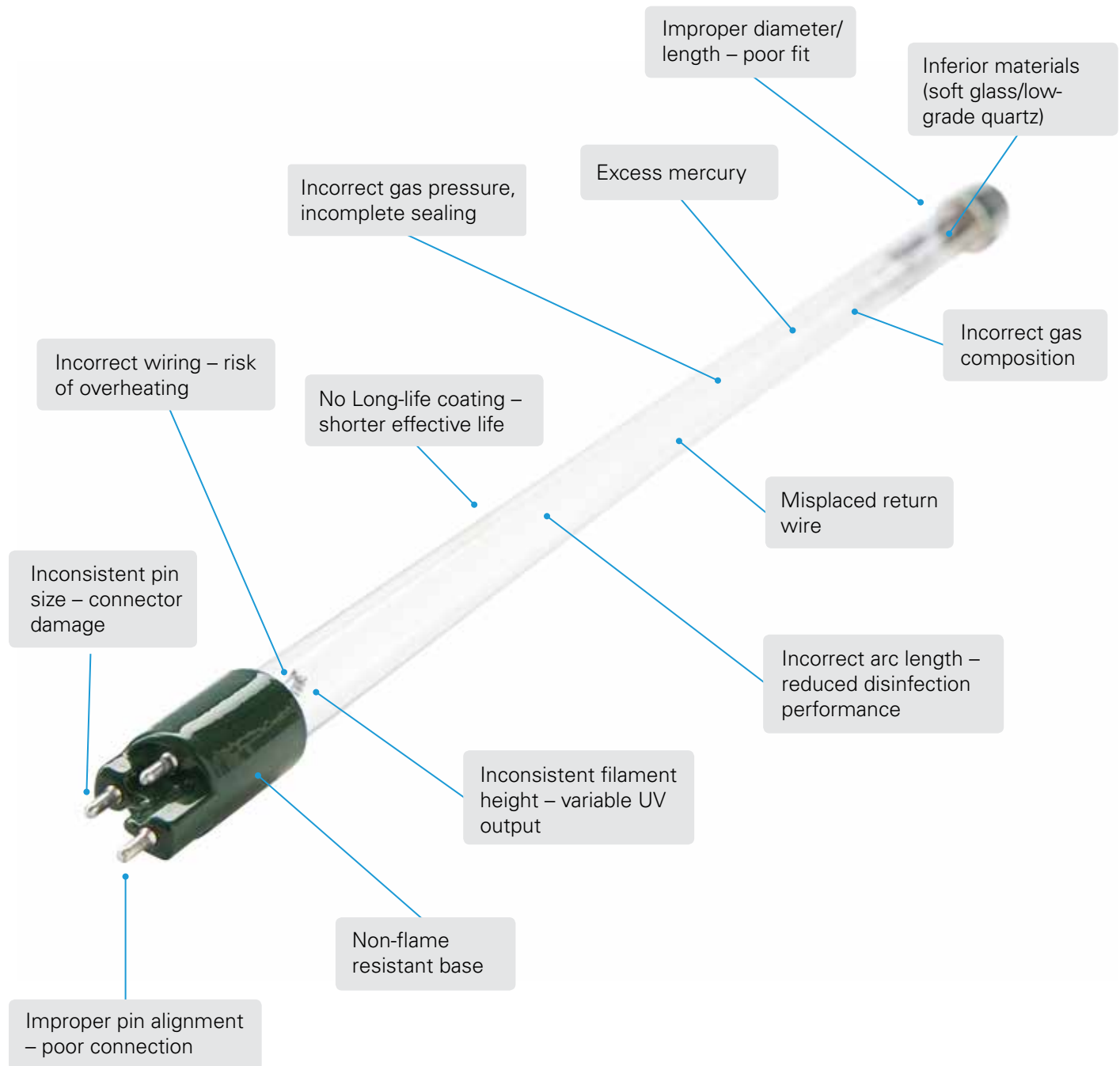
We are proud to put the VIQUA brand name on all of our lamps. It's the guarantee of total UV system performance and safety. If it's not branded by VIQUA, it's not a VIQUA lamp. Look for these brands – not part numbers – when choosing a lamp: VIQUA, UVMAX, or Sterilight.



* PRO series amalgam lamps can operate for up to two years before replacement is required. For seasonal properties, UV lamps can be used for several seasons up to a total life of 9000 hours.

Risks with other UV lamps

Any or all factors result in unreliable UV dosage and potential safety concerns!



UV System Selector

GPM (lpm)	UV Dose @ 95% UVT			UV Dose @ 85% UVT					
	16 mJ/cm²	30 mJ/cm²	40 mJ/cm²	16 mJ/cm²	30 mJ/cm²	40 mJ/cm²			
1 (4)	VT1	VT1	VT4; S2Q-PA	VT1	VT4; S2Q-PA	VT4; S2Q-PA			
2 (8)									
3 (11)	VT4; S2Q-PA	VT4; S2Q-PA	S5Q-PA	VT4; S2Q-PA	S5Q-PA	S5Q-PA			
4 (15)									
5 (19)									
6 (23)									
8 (30)	S5Q-PA	VH200; S8Q-PA	VH200; S8Q-PA	S5Q-PA	VH200; S8Q-PA	D4; D4+; D4 Premium			
10 (38)									
12 (45)		D4; D4+; D4 Premium	VH410; VH410M	VH200; S8Q-PA	D4; D4+; D4 Premium	VH410; VH410M			
14 (53)									
16 (60)	VH200; S8Q-PA	VH410; VH410M	E4; E4+	D4; D4+; D4 Premium	E4; E4+	VP600; VP600M			
18 (68)									
20 (76)	D4; D4+; D4 Premium	E4; E4+	VP600; VP600M	VH410; VH410M	VP600; VP600M	F4; F4+			
22 (83)									
24 (90)	VH410; VH410M	VP600; VP600M	F4; F4+	E4; E4+	F4; F4+	VP950; VP950M			
26 (98)									
28 (106)									
30 (113)									
32 (121)	E4; E4+	F4; F4+	H; H+	VP600; VP600M	VP950; VP950M	H; H+			
34 (130)									
36 (137)	VP600; VP600M	VP950; VP950M	H; H+	F4; F4+	VP950; VP950M	K; K+			
38 (145)									
40 (150)	F4; F4+	H; H+	K; K+	VP950; VP950M	H; H+	K; K+			
42 (158)									
44 (166)									
46 (174)									
48 (182)	VP950; VP950M	K; K+	K; K+	K; K+	K; K+	SHF-140; SHFM-140			
50 (190)									
55 (210)									
60 (227)									
65 (246)	K; K+	SHF-140; SHFM-140	SHF-140; SHFM-140	K; K+	SHF-140; SHFM-140	SHF-180; SHFM-180			
70 (264)									
80 (300)									
90 (340)									
100 (380)	SHF-140; SHFM-140	SHF-180; SHFM-180	SHF-180; SHFM-180	SHF-140; SHFM-140	SHF-180; SHFM-180	SHF-290; SHFM-290			
110 (416)									
120 (450)									
130 (490)									
140 (530)	SHF-140; SHFM-140	SHF-180; SHFM-180	SHF-290; SHFM-290	SHF-140; SHFM-140	SHF-180; SHFM-180	SHF-290; SHFM-290			
150 (570)									
160 (605)									
170 (645)									
180 (680)	SHF-140; SHFM-140	SHF-180; SHFM-180	SHF-290; SHFM-290	SHF-140; SHFM-140	SHF-180; SHFM-180	SHF-290; SHFM-290			
190 (720)									
200 (760)									

GPM (lpm)	UV Dose @ 75% UVT			UV Dose @ 50% UVT		
	16 mJ/cm ²	30 mJ/cm ²	40 mJ/cm ²	16 mJ/cm ²	30 mJ/cm ²	40 mJ/cm ²
1 (4)	VT4; S2Q-PA	VT4; S2Q-PA	S5Q-PA	VT4; S2Q-PA	S5Q-PA	VH200; S8Q-PA
2 (8)		S5Q-PA		S5Q-PA	VH200; S8Q-PA	
3 (11)			VH200; S8Q-PA			D4; D4 Premium
4 (15)	S5Q-PA	VH200; S8Q-PA	D4; D4+; D4 Premium	VH200; S8Q-PA	D4; D4 Premium	VH410
5 (19)					VH410	
6 (23)		D4; D4+; D4 Premium	VH410; VH410M			E4-50+*
8 (30)	VH200; S8Q-PA	VH410; VH410M	E4; E4+	D4; D4 Premium	E4-50+*	
10 (38)			VP600; VP600M			F4-50+*
12 (45)				VH410	F4-50+*	
14 (53)	D4; D4+; D4 Premium	E4; E4+	F4; F4+			
16 (60)		VP600; VP600M		E4-50+*	H	H
18 (68)	VH410; VH410M	F4; F4+	VP950; VP950M			
20 (76)				F4-50+*	K	K
22 (83)	E4; E4+	VP950; VP950M				
24 (90)	VP600; VP600M			H		
26 (98)						
28 (106)	F4; F4+			K		
30 (113)						
32 (121)						
34 (130)	VP950; VP950M	K; K+				
36 (137)						
38 (145)						
40 (150)						
42 (158)						
44 (166)						
46 (174)						
48 (182)	K; K+					
50 (190)						
55 (210)						
60 (227)						
65 (246)						
70 (264)						
80 (300)						
90 (340)						
100 (380)						
110 (416)						
120 (450)	SHF-140; SHFM-140	SHF-180; SHFM-180				
130 (490)						
140 (530)						
150 (570)						
160 (605)						
170 (645)						
180 (680)						
190 (720)	SHF-180; SHFM-180					
200 (760)						

Product Families	
TAP & TAP PLUS	
HOME & HOME PLUS	
PROFESSIONAL & PROFESSIONAL PLUS	














*For monitored systems use "-50" series only

Quick Reference Guide














Quick Reference Guide

Icons and their meaning

Installation Type	
	<p>Point of Use (POU) Point-of-Use systems are designed to treat low flow rates and are typically installed on a single tap.</p>
	<p>Point of Entry (POE) Point-of-Entry systems are installed on the main water line, treating entire homes/facilities.</p>
Technology	
	<p>Standard Output Ideal for low flow applications. Minimal maintenance costs and heat radiation; full microbiological protection.</p>
	<p>High Output Higher UV power output; ideal for medium to high flow applications.</p>
	<p>Amalgam Lamp Technology For ultimate UV output; typically needed in high flow applications or NSF Class A installations.</p>
	<p>2X Lamp Life Long life - 2X greater lamp life vs. standard and high output lamps.</p>
	<p>2X Output 2X greater UV-C output vs. standard low pressure lamp technology.</p>
	<p>4X Output 4X greater UV-C output vs. standard low pressure lamp technology.</p>
	<p>Constant Current Ensures stable UV lamp current regardless of power fluctuations.</p>
Certification/Validation	
	<p>NSF Standard 55 Class A System is certified by NSF to Standard 55 Class A.</p>
	<p>NSF Standard 55 Class B System is certified by NSF to Standard 55 Class B.</p>
	<p>NSF 42 System is certified by NSF to Standard 42.</p>
	<p>USEPA UVDGM 2006 System is certified by USEPA to UVDGM 2006.</p>




Quick Reference Guide

Icons and their meaning

Features	
	<p>Pre-Filter System is equipped with filtration designed to remove suspended particulates/turbidity with the option of taste/odour removal .</p>
	<p>Cool Touch Fan Significantly reduces water temperature in the UV chamber.</p>
Performance Feedback/Diagnostics	
	<p>EOL Timer Helpful lamp replacement reminder; counts down the days to annual lamp replacement. EOL = "End of Lamp Life"</p>
	<p>LED Status Monitor LED indicator lights show the status of system components. Warning lights appear when system maintenance is required.</p>
	<p>LCD Controller LCD screen displays information to the user about the dealer, product installed, lamp life, system status as well as any error messages.</p>
	<p>UV Sensor System is equipped with a sensor capable of monitoring and indicating the intensity of UV light being delivered (UV dose).</p>
	<p>Flow Meter Calculates actual real-time UV dose delivery for a particular flow; helps avoid false "Low UVT" alarms and extends maintenance times.</p>
Build	
	<p>Space Efficiency System achieves a high efficiency rating in terms of output in relation to footprint.</p>
	<p>Heavy Duty Rugged design and construction using 316SS materials for heavy duty applications.</p>
Safety	
	<p>Safety-Loc Connector Prevents accidental UV exposure; UL 979 compliant.</p>
Misc.	
	<p>Value Lower price and maintenance costs.</p>







Quick Reference Guide

Standard UV Systems

Product	Image	Features & Benefits	Flow Rating	Safety	Space Efficiency	Diagnostics	Certification/Validation	Pre-Filtration
TAP								
VT1 VT4	 <p>Powered by Sterilight</p>	<div>SAFETY-LOC Connector</div> <div>Standard Output</div> <div>Space Efficiency</div> <div>Value</div> <div>Point of Use (POU)</div>	1 GPM 4 GPM	●	●	●	●	○
Page 24								
VT1-DWS VT4-DWS VT4-DWS11	 <p>Powered by Sterilight</p>	<div>SAFETY-LOC Connector</div> <div>Standard Output</div> <div>Space Efficiency</div> <div>Value</div> <div>Point of Use (POU)</div> <div>Pre-Filter</div>	1 GPM 4 GPM	●	●	●	●	●
Page 24/25								
+ PLUS S2Q-PA	 <p>Powered by Sterilight</p>	<div>SAFETY-LOC Connector</div> <div>Standard Output</div> <div>Space Efficiency</div> <div>Value</div> <div>Point of Use (POU)</div> <div>EOL Timer</div> <div>Constant Current</div>	3 GPM	●	●	●	●	○
Page 25								
































































Quick Reference Guide

Standard UV Systems

Product	Image	Features & Benefits	Flow Rating	Safety	Space Efficiency	Diagnostics	Certification/Validation	Pre-Filtration
HOME								
S5Q-PA S8Q-PA Page 26	 Powered by Sterilight	<div>SAFETY-LOC Connector</div> <div>Standard Output</div> <div>Value</div> <div>Point of Entry (POE)</div> <div>EOL Timer</div> <div>Constant Current</div>	6 GPM 10 GPM	●	●	●	●	○
SV5Q-PA SV8Q-PA Page 26	 Powered by Sterilight	<div>SAFETY-LOC Connector</div> <div>Standard Output</div> <div>Value</div> <div>Point of Entry (POE)</div> <div>EOL Timer</div> <div>Constant Current</div> <div>NSF Standard 55 Class B</div>	3.6 GPM 7 GPM	●	●	●	●	○
VH200 VH410 Page 27	 Powered by Sterilight	<div>SAFETY-LOC Connector</div> <div>High Output</div> <div>Space Efficiency</div> <div>Point of Entry (POE)</div> <div>EOL Timer</div> <div>Constant Current</div> <div>2X Output</div>	9 GPM 18 GPM	●	●	●	●	○
VH200-F10 VH410-F20 Page 27	 Powered by Sterilight	<div>SAFETY-LOC Connector</div> <div>High Output</div> <div>Space Efficiency</div> <div>Point of Entry (POE)</div> <div>EOL Timer</div> <div>Constant Current</div> <div>2X Output</div> <div>Pre-Filter</div>	9 GPM 18 GPM	●	●	●	●	●
+ PLUS VH410M Page 28	 Powered by Sterilight	<div>SAFETY-LOC Connector</div> <div>High Output</div> <div>Space Efficiency</div> <div>Point of Entry (POE)</div> <div>EOL Timer</div> <div>Constant Current</div> <div>2X Output</div> <div>UV Sensor</div>	18 GPM	●	●	●	●	○
D4 Page 28	 Powered by UV MAX	<div>SAFETY-LOC Connector</div> <div>High Output</div> <div>Space Efficiency</div> <div>Point of Entry (POE)</div> <div>EOL Timer</div> <div>Constant Current</div> <div>2X Output</div> <div>LED Monitor</div>	12 GPM	●	●	●	●	○







Quick Reference Guide

Standard UV Systems

Product	Image	Features & Benefits	Flow Rating	Safety	Space Efficiency	Diagnostics	Certification/Validation	Pre-Filtration
* PREMIUM D4 Premium  Page 28	 Powered by UVMAX™	<div>  SAFETY-LOC Connector  High Output  Space Efficiency  Point of Entry (POE)  EOL Timer </div> <div>  Constant Current  2X Output  LCD Controller </div>	12 GPM	●	●	●	●	○
+ PLUS D4+ Page 29	 Powered by UVMAX™	<div>  SAFETY-LOC Connector  High Output  Space Efficiency  Point of Entry (POE)  EOL Timer </div> <div>  Constant Current  2X Output  UV Sensor  LCD Controller </div>	12 GPM	●	●	●	●	○
D4-V Page 28	 Powered by UVMAX™	<div>  SAFETY-LOC Connector  High Output  Space Efficiency  Point of Entry (POE)  EOL Timer </div> <div>  Constant Current  2X Output  LED Monitor  NSF Standard 55 Class B </div>	8.9 GPM	●	●	●	●	○
+ PLUS D4-V+ Page 28	 Powered by UVMAX™	<div>  SAFETY-LOC Connector  High Output  Space Efficiency  Point of Entry (POE)  EOL Timer </div> <div>  Constant Current  2X Output  UV Sensor  LCD Controller  NSF Standard 55 Class B </div>	8.9 GPM	●	●	●	●	○
IHS10-D4  Page 30	 Powered by UVMAX™	<div>  SAFETY-LOC Connector  High Output  Space Efficiency  Point of Entry (POE)  EOL Timer </div> <div>  Constant Current  2X Output  LED Monitor  Pre-Filter </div>	12 GPM	●	●	●	●	●
IHS12-D4 IHS22-D4  Page 30	 Powered by UVMAX™	<div>  SAFETY-LOC Connector  High Output  Space Efficiency  Point of Entry (POE)  EOL Timer </div> <div>  Constant Current  2X Output  LED Monitor  Pre-Filter </div>	12 GPM 12 GPM	●	●	●	●	●








































































Quick Reference Guide

Standard UV Systems

Product	Image	Features & Benefits	Flow Rating	Safety	Space Efficiency	Diagnostics	Certification/Validation	Pre-Filtration
PROFESSIONAL								
VP600 VP950 Page 31	 Powered by Sterilight	<div>SAFETY-LOC Connector</div> <div>High Output</div> <div>Space Efficiency</div> <div>Point of Entry (POE)</div> <div>EOL Timer</div> <div>Constant Current</div> <div>2X Output</div>	30 GPM 46 GPM	●	●	◐	◐	○
+ PLUS VP600M VP950M Page 31	 Powered by Sterilight	<div>SAFETY-LOC Connector</div> <div>High Output</div> <div>Space Efficiency</div> <div>Point of Entry (POE)</div> <div>EOL Timer</div> <div>Constant Current</div> <div>2X Output</div> <div>UV Sensor</div>	30 GPM 46 GPM	●	●	◐	◐	○
E4 F4 Page 32/33	 Powered by UV MAX	<div>SAFETY-LOC Connector</div> <div>High Output</div> <div>Space Efficiency</div> <div>Point of Entry (POE)</div> <div>EOL Timer</div> <div>Constant Current</div> <div>2X Output</div> <div>LCD Controller</div>	22 GPM 36 GPM	●	●	◐	◐	○
+ PLUS E4+ F4+ Page 32/33	 Powered by UV MAX	<div>SAFETY-LOC Connector</div> <div>Amalgam Lamp Technology</div> <div>Space Efficiency</div> <div>Point of Entry (POE)</div> <div>EOL Timer</div> <div>Constant Current</div> <div>2X Output</div> <div>UV Sensor</div> <div>LCD Controller</div>	22 GPM 36 GPM	●	●	●	◐	○
E4-V F4-V Page 32/34	 Powered by UV MAX	<div>SAFETY-LOC Connector</div> <div>High Output</div> <div>Space Efficiency</div> <div>Point of Entry (POE)</div> <div>EOL Timer</div> <div>Constant Current</div> <div>2X Output</div> <div>LCD Controller</div> <div>NSF Class B NSF Standard 55 Class B</div>	15.8 GPM 26 GPM	●	●	◐	◐	○
+ PLUS E4-V+ F4-V+ Page 32/34	 Powered by UV MAX	<div>SAFETY-LOC Connector</div> <div>High Output</div> <div>Space Efficiency</div> <div>Point of Entry (POE)</div> <div>EOL Timer</div> <div>Constant Current</div> <div>2X Output</div> <div>UV Sensor</div> <div>LCD Controller</div> <div>NSF Class B NSF Standard 55 Class B</div>	15.8 GPM 26 GPM	●	●	●	◐	○




Quick Reference Guide

Standard UV Systems

Product	Image	Features & Benefits	Flow Rating	Safety	Space Efficiency	Diagnostics	Certification/Validation	Pre-Filtration
IHS22-E4  Page 33	 Powered by 	<div>  SAFETY-LOC Connector  Amalgam Lamp Technology  Space Efficiency  Point of Entry (POE)  EOL Timer </div> <div>  Constant Current  2X Output  LCD Controller  Pre-Filter </div>	22 GPM	●	●	●	●	●
+ PLUS PRO10 PRO20 PRO30 Page 35	 Powered by 	<div>  SAFETY-LOC Connector  Amalgam Lamp Technology  Space Efficiency  Point of Entry (POE)  EOL Timer </div> <div>  Constant Current  4X Output  UV Sensor  LED Monitor  2X Lamp Life </div> <div>  Heavy Duty  Flow Meter  CoolTouch Fan  NSF Standard 55 Class A </div>	10 GPM 20 GPM 30 GPM	●	●	●	●	○
+ PLUS PRO50 Page 35	 Powered by 	<div>  SAFETY-LOC Connector  Amalgam Lamp Technology  Space Efficiency  Point of Entry (POE)  EOL Timer </div> <div>  Constant Current  4X Output  UV Sensor  LED Monitor  2X Lamp Life </div> <div>  Heavy Duty  CoolTouch Fan  USEPA UVDGM 2006 </div>	50 GPM	●	●	●	●	○
+ PLUS PRO24-186 PRO24-100  Page 36	 Powered by 	<div>  SAFETY-LOC Connector  Amalgam Lamp Technology  Space Efficiency  Point of Entry (POE)  EOL Timer </div> <div>  Constant Current  4X Output  UV Sensor  LED Monitor  2X Lamp Life </div> <div>  Heavy Duty  Flow Meter  CoolTouch Fan </div>	186 GPM 100 GPM	●	●	●	●	○
H K Page 36/37	 Powered by 	<div>  SAFETY-LOC Connector  Amalgam Lamp Technology  Space Efficiency  Point of Entry (POE)  EOL Timer </div> <div>  Constant Current  2X Output  4X Output  LED Monitor  2X Lamp Life </div>	45 GPM 80 GPM	●	●	●	●	○

Quick Reference Guide

Standard UV Systems

Product	Image	Features & Benefits	Flow Rating	Safety	Space Efficiency	Diagnostics	Certification/Validation	Pre-Filtration
+ PLUS H+ K+ Page 35	 Powered by UVMAX	<div> <div>SAFETY-LOC Connector</div> <div>Amalgam Lamp Technology</div> <div>Space Efficiency</div> <div>Point of Entry (POE)</div> <div>EOL Timer</div> </div> <div> <div>Constant Current</div> <div>4X Output</div> <div>UV Sensor</div> <div>LED Monitor</div> <div>2X Lamp Life</div> </div>	45 GPM 80 GPM	●	●	●	◐	○
SHF-140 SHF-180 SHF-290 Page 37/38	 Powered by Sterilight	<div> <div>SAFETY-LOC Connector</div> <div>High Output</div> <div>Point of Entry (POE)</div> <div>EOL Timer</div> <div>Constant Current</div> </div> <div> <div>2X Output</div> <div>Heavy Duty</div> </div>	170 GPM 210 GPM 290 GPM	●	◐	◐	◐	○
+ PLUS SHFM-140 SHFM-180 SHFM-290 Page 37/38	 Powered by Sterilight	<div> <div>SAFETY-LOC Connector</div> <div>High Output</div> <div>Point of Entry (POE)</div> <div>EOL Timer</div> <div>Constant Current</div> </div> <div> <div>2X Output</div> <div>UV Sensor</div> <div>Heavy Duty</div> </div>	170 GPM 210 GPM 290 GPM	●	◐	◐	◐	○

Quick Reference Guide

Filter Cartridges

Diam.	Length		Product	Type	Micron Size	Sediment/Turbidity - Dirt, Rust	CTO - Chlorine, Taste, Odour	Cysts (Parasites)	Lead	Oxidizing - Iron, Manganese, Sulphur	FDA Approved	NSF 42
Size			Characteristics			Solution					Validation	
2	10		F-ICE10	GAC (in-line)	20	●	●				●	
2 1/2	10		AWP109-1	MBP	1	●					●	●
2 1/2	10		AWP110	MBP	5	●					●	●
2 1/2	10		AWP110-3PK	MBP	5	●					●	●
2 1/2	10		AWP111-1	MBP	20	●					●	●
2 1/2	10		AWP112-1	MBP	50	●					●	●
2 1/2	10		SW1-1	SWP	1	●					●	
2 1/2	10		SW5-1	SWP	5	●					●	
2 1/2	10		SW10-1	SWP	10	●					●	
2 1/2	10		AWP117	GAC	5	●	●				●	
2 1/2	10		C-01	CB-CSC	10	●	●				●	
2 1/2	10		C-01PB	CB-CSC	10		●		●		●	●
2 1/2	10		PP1A-1	PL	1 Absolute	●					●	
2 1/2	10		PP5-1	PL	5	●					●	
2 1/2	10		PP30-1	PL	30	●					●	
2 1/2	10		AWP10F	CB	0.5	●	●	●			●	●
2 1/2	20		AWP109-2	MBP	1	●					●	●
2 1/2	20		AWP110-2	MBP	5	●					●	●
2 1/2	20		AWP111-2	MBP	20	●					●	●
2 1/2	20		SW5-2	SWP	5	●					●	
2 1/2	20		SW10-2	SWP	10	●					●	
2 1/2	20		C-02	CB-CSC	10	●	●				●	
2 1/2	20		C-02PB	CB-CSC	10		●		●		●	●
4 1/2	10		CMB-110-HF	MBP	1	●					●	●
4 1/2	10		CMB-510-HF	MBP	5	●					●	●
4 1/2	10		CMB-2510-HF	MBP	20	●					●	●
4 1/2	10		SW5-HF	SWP	5	●					●	
4 1/2	10		SW25-HF	SWP	25	●					●	
4 1/2	10		SW50-HF	SWP	50	●					●	
4 1/2	10		C2-01	CB-CSC	10	●	●				●	
4 1/2	10		C2-01PB	CB-CSC	10		●		●		●	●
4 1/2	20		C2-02	CB-CSC-HF	10	●	●				●	
4 1/2	20		C2-02PB	CB-CSC-HF	10		●		●		●	●
4 1/2	10		C2-01GAC	GAC-HF	20	●	●				●	
4 1/2	20		C2-02GAC	GAC-HF	20	●	●				●	
4 1/2	10		PP1A-1HF	PL-HF	1 Absolute	●					●	
4 1/2	10		PP5-1HF	PL-HF	5	●					●	
4 1/2	10		PP30-1HF	PL-HF	30	●					●	

Diam.	Length		Product	Type	Micron Size	Sediment/Turbidity - Dirt, Rust	CTO - Chlorine, Taste, Odour	Cysts (Parasites)	Lead	Oxidizing - Iron, Manganese, Sulphur	FDA Approved	NSF 42
Size			Characteristics			Solution					Validation	
2 1/2	30		AWP110-3	MBP	5	●					●	●
2 1/2	40		AWP110-4	MBP	5	●					●	●
4 1/2	20		CMB-120-HF	MBP-HF	1	●					●	●
4 1/2	20		CMB-520-HF	MBP-HF	5	●					●	●
4 1/2	20		CMB-2520-HF	MBP-HF	20	●					●	●
4 1/2	20		SW5-HF2	SWP-HF	5	●					●	
4 1/2	20		SW25-HF2	SWP-HF	25	●					●	
4 1/2	20		SW50-HF2	SWP-HF	50	●					●	
4 1/2	20		PP1A-2HF	PL-HF	1 Absolute	●					●	
4 1/2	20		PP5-2HF	PL-HF	5	●					●	
4 1/2	20		PP30-2HF	PL-HF	30	●					●	
2 1/2	12		AWP5605	QC	5	●					●	
2 1/2	6		AWP5633	QC-GAC	20	◐	●				●	
2 3/8	10		ST1-1	SWT	1	●					●	
2 3/8	10		ST5-1	SWT	5	●					●	
2 3/8	10		ST5-2	SWT	5	●					●	
2 3/8	10		ST10-1	SWT	10	●					●	
2 3/8	10		ST25-1	SWT	25	●					●	
2 3/8	20		ST25-2	SWT	25	●					●	
2 3/8	10		ST50-1	SWT	50	●					●	
4 3/4	19 3/4		20BB/MAZ	MAZ	1					●	●	

Legend

MAZ	Manganese Activated Zeolite
MBP	Melt Blown Polypropylene
CB	Carbon Block
GAC	Granular Activated Carbon
QC	Quick change
HF	High Flow
CSC	Coconut Shell Carbon
PL	Pleated
SWT	String Wound Tinned Steel Core
SWP	String Wound Polypropylene Core

Product Families

TAP & TAP PLUS	Orange
HOME & HOME PLUS	Green
PROFESSIONAL & PROFESSIONAL PLUS	Blue
SPECIALTY	Yellow

UV Systems



UV // Tap




	 <p>Powered by Sterilight</p>	 <p>Now with LEAD REDUCTION</p> <p>Powered by Sterilight</p>	 <p>Powered by Sterilight</p>	 <p>Now with LEAD REDUCTION</p> <p>Powered by Sterilight</p>
	<ul style="list-style-type: none"> • "Entry level" point-of-use UV system for recommended flow rates up to 1 gpm (4 lpm) • Small, durable and easy to install • Perfect for a single faucet, water fountain or low-flow application 	<ul style="list-style-type: none"> • Adds integral pre-filtration to the VT1 UV disinfection unit • Includes two 10" filter housings with a 5 micron sediment and a taste/odour/lead cartridge • Mounted on a heavy-duty, painted steel bracket for ease of installation • Includes faucet/tap <p>FILTER CARTRIDGES INCLUDED</p>	<ul style="list-style-type: none"> • Extends the flow rate applications of the VT series for recommended flow rates up to 3.5 gpm (13 lpm) 	<ul style="list-style-type: none"> • Adds integral pre-filtration to the VT4 UV disinfection unit • Includes two 10" filter housings with a 5 micron sediment and a taste/odour/lead cartridge • Mounted on a heavy duty, painted steel bracket for ease of installation <p>FILTER CARTRIDGES INCLUDED</p>
PART NUMBERS				
N. America (NEMA 5-15P)	VT1	VT1-DWS	VT4	VT4-DWS11
EU CEE (CEE 7/7)	VT1/2	VT1-DWS/2	VT4/2	VT4-DWS11/2
AUS/NZ (AS 3112)	VT1/2A	VT1-DWS/2A	VT4/2A	VT4-DWS11/2A
UK (BS 1363)	VT1/2B	VT1-DWS/2B	VT4/2B	VT4-DWS11/2B
DISINFECTION FLOW RATES	Flow rates based on 95% UVT water (70% UVT for NSF 55 certified systems)			
16 mJ/cm ²	2 GPM (8 lpm) (0.5 m ³ /hr)	2 GPM (8 lpm) (0.5 m ³ /hr)	6.5 GPM (24 lpm) (1.4 m ³ /hr)	6.5 GPM (24 lpm) (1.4 m ³ /hr)
30 mJ/cm ²	1 GPM (4 lpm) (0.25 m ³ /hr)	1 GPM (4 lpm) (0.25 m ³ /hr)	3.5 GPM (13 lpm) (0.8 m ³ /hr)	3.5 GPM (13 lpm) (0.8 m ³ /hr)
40 mJ/cm ²	0.7 GPM (3 lpm) (0.2 m ³ /hr)	0.7 GPM (3 lpm) (0.2 m ³ /hr)	2.5 GPM (9 lpm) (0.6 m ³ /hr)	2.5 GPM (9 lpm) (0.6 m ³ /hr)
SPECIFICATIONS				
Dimensions inch (cm)	12 1/2" x 2 1/2" (31.8 cm x 6.5 cm)	15" x 17" x 6" (38 cm x 43 cm x 15 cm)	17" x 2 1/2" (43 cm x 6.5 cm)	19" x 17" x 6" (48 cm x 43 cm x 15 cm)
Shipping Weight lbs (kg)	4 lbs (1.8 kg)	14 lbs (6.4 kg)	6.5 lbs (2.8 kg)	16 lbs (7.3 kg)
Connection Size	3/8" FNPT / 1/2" MNPT	3/8" TUBE / 3/8" TAP	1/2" MNPT	3/8" TUBE
Power Consumption	13W	13W	20W	20W
REPLACEMENT PARTS				
Lamp/Quartz Sleeve Kit	S212-QL	S212-QL	S330-QL	S330-QL
UV Lamp Only	S212RL	S212RL	S330RL	S330RL
Quartz Sleeve Only	QS-212	QS-212	QS-330	QS-330
Controller	BA-VT; BA-VT/2; BA-VT/2A; BA-VT/2B	BA-VT; BA-VT/2; BA-VT/2A; BA-VT/2B	BA-VT; BA-VT/2; BA-VT/2A; BA-VT/2B	BA-VT; BA-VT/2; BA-VT/2A; BA-VT/2B
Sediment Cartridge	—	AWP110	—	AWP110
Carbon Cartridge	—	C-01PB	—	C-01PB

+ PLUS







- Compact point-of-use (single tap) UV disinfection system for recommended flow rates up to 3 gpm (11 lpm)
- Features countdown timer display and lamp change reminder

PART NUMBERS	
N. America (NEMA 5-15P)	S2Q-PA
EU CEE (CEE 7/7)	S2Q-PA/2
AUS/NZ (AS 3112)	S2Q-PA/2A
UK (BS 1363)	S2Q-PA/2B
DISINFECTION FLOW RATES	Flow rates based on 95% UVT water (70% UVT for NSF 55 certified systems)
16 mJ/cm ²	5 GPM (18 lpm) (1.1 m ³ /hr)
30 mJ/cm ²	3 GPM (11 lpm) (0.7 m ³ /hr)
40 mJ/cm ²	2 GPM (8 lpm) (0.4 m ³ /hr)
SPECIFICATIONS	
Dimensions inch (cm)	17" x 2 1/2" (43 cm x 6.5 cm)
Shipping Weight lbs (kg)	7 lbs (3.2 kg)
Connection Size	1/2" MNPT
Power Consumption	22W
REPLACEMENT PARTS	
Lamp/Quartz Sleeve Kit	S330-QL
UV Lamp Only	S330RL
Quartz Sleeve Only	QS-330
Controller	BA-ICE-S
Sediment Cartridge	—
Carbon Cartridge	—

	 <p>Powered by Sterilight</p> <ul style="list-style-type: none"> Most popular, cost effective UV disinfection system for recommended flow rates up to 6 GPM (23 lpm) Designed for use in a smaller home or cottage 	 <p>NSF C US System Tested and Certified by NSF International against CSA B483.1 and NSF/ANSI 55 for Disinfection Performance, Class B</p> <p>Powered by Sterilight</p> <ul style="list-style-type: none"> NSF 55 Class B Certified version of the S5Q-PA Suitable for smaller applications, this system is NSF Class B validated for flow rates up to 5.2 gpm (20 lpm)* <p>IMPROVED NSF FLOW RATES</p>	 <p>Powered by Sterilight</p> <ul style="list-style-type: none"> Popular "work horse" disinfection system for recommended flow rates up to 10 gpm (38 lpm) Cost-effective unit is suitable for whole-home disinfection in the average size residence 	 <p>NSF C US System Tested and Certified by NSF International against CSA B483.1 and NSF/ANSI 55 for Disinfection Performance, Class B</p> <p>Powered by Sterilight</p> <ul style="list-style-type: none"> NSF 55 Class B Certified version of the S8Q-PA Suitable for use in an average home, this system is NSF Class B validated for flow rates up to 8.7 gpm (33 lpm)* <p>IMPROVED NSF FLOW RATES</p>
PART NUMBERS				
N. America (NEMA 5-15P)	S5Q-PA	SV5Q-PA	S8Q-PA	SV8Q-PA
EU CEE (CEE 7/7)	S5Q-PA/2	--	S8Q-PA/2	--
AUS/NZ (AS 3112)	S5Q-PA/2A	--	S8Q-PA/2A	--
UK (BS 1363)	S5Q-PA/2B	--	S8Q-PA/2B	--
DISINFECTION FLOW RATES	Flow rates based on 95% UVT water (70% UVT for NSF 55 certified systems)			
16 mJ/cm ²	11 GPM (42 lpm) (2.5 m ³ /hr)	5.2 GPM (20 lpm) (1.2 m ³ /hr)*	19 GPM (72 lpm) (4.3 m ³ /hr)	8.7 GPM (33 lpm) (2.0 m ³ /hr)*
30 mJ/cm ²	6 GPM (23 lpm) (1.4 m ³ /hr)	--	10 GPM (38 lpm) (2.3 m ³ /hr)	--
40 mJ/cm ²	4.5 GPM (17 lpm) (1.0 m ³ /hr)	--	8 GPM (29 lpm) (1.8 m ³ /hr)	--
SPECIFICATIONS				
Dimensions inch (cm)	22" x 2 1/2" (56.1 cm x 6.4 cm)	22" x 2 1/2" (56.1 cm x 6.4 cm)	35" x 2 1/2" (89 cm x 6.4 cm)	35" x 2 1/2" (89 cm x 6.4 cm)
Shipping Weight lbs (kg)	8 lbs (3.6 kg)	8 lbs (3.6 kg)	11 lbs (5 kg)	11 lbs (5 kg)
Connection Size	3/4" MNPT (1/2B - BSP)	3/4" MNPT	3/4" MNPT (1/2B - BSP)	3/4" MNPT
Power Consumption	30W	30W	46W	46W
REPLACEMENT PARTS				
Lamp/Quartz Sleeve Kit	S463-QL	S463-QL	S810-QL	S810-QL
UV Lamp Only	S463RL	S463RL	S810RL	S810RL
Quartz Sleeve Only	QS-463	QS-463	QS-810	QS-810
Controller	BA-ICE-S	BA-ICE-S	BA-ICE-S	BA-ICE-S

*SV5Q-PA & SV8Q-PA improved flow rates will be available **March 1st, 2018**.

Until then, they will remain at 3.6 GPM (13 lpm) for the SV5Q-PA and 7.0 GPM (26 lpm) for the SV8Q-PA (NSF 55 Class B).

	 <p>Powered by Sterilight</p> <ul style="list-style-type: none"> • Suitable for applications with water flow rates up to 9 gpm (34 lpm) • High output lamp technology allows for a more compact footprint without compromising performance 	 <p>Powered by Sterilight</p> <ul style="list-style-type: none"> • Adds integral 5 micron pre-filtration module to the VH200 UV system • Mounted on a reversible, heavy duty, painted steel bracket for installation flexibility and convenience <p>FILTER CARTRIDGE INCLUDED</p>	 <p>Powered by Sterilight</p> <ul style="list-style-type: none"> • Powerful, compact UV disinfection system designed for the larger home or light commercial application • Recommended for flow rates up to 18 gpm (68 lpm) and available with UV sensor (VH410M - page 28) 	 <p>Powered by Sterilight</p> <ul style="list-style-type: none"> • Adds integral 5 micron pre-filtration module to the VH410 UV system • Mounted on a reversible, heavy duty, painted steel bracket for installation flexibility and convenience <p>FILTER CARTRIDGE INCLUDED</p>
PART NUMBERS				
N. America (NEMA 5-15P)	VH200	VH200-F10	VH410	VH410-F20
EU CEE (CEE 7/7)	VH200/2	VH200-F10/2	VH410/2	VH410-F20/2
AUS/NZ (AS 3112)	VH200/2A	VH200-F10/2A	VH410/2A	VH410-F20/2A
UK (BS 1363)	VH200/2B	VH200-F10/2B	VH410/2B	VH410-F20/2B
DISINFECTION FLOW RATES	Flow rates based on 95% UVT water (70% UVT for NSF 55 certified systems)			
16 mJ/cm ²	16 GPM (60 lpm) (3.6 m ³ /hr)	16 GPM (60 lpm) (3.6 m ³ /hr)	34 GPM (130 lpm) (7.8 m ³ /hr)	34 GPM (130 lpm) (7.8 m ³ /hr)
30 mJ/cm ²	9 GPM (34 lpm) (2.0 m ³ /hr)	9 GPM (34 lpm) (2.0 m ³ /hr)	18 GPM (70 lpm) (4.2 m ³ /hr)	18 GPM (70 lpm) (4.2 m ³ /hr)
40 mJ/cm ²	7 GPM (26 lpm) (1.6 m ³ /hr)	7 GPM (26 lpm) (1.6 m ³ /hr)	14 GPM (54 lpm) (3.3 m ³ /hr)	14 GPM (54 lpm) (3.3 m ³ /hr)
SPECIFICATIONS				
Dimensions inch (cm)	15" x 3 1/2" (45 cm x 8.9 cm)	17" x 10 1/2" x 18" (43 cm x 26 cm x 45 cm)	23 1/2" x 3 1/2" (59.6 cm x 8.9 cm)	17" x 10 1/2" x 28" (43 cm x 26 cm x 71 cm)
Shipping Weight lbs (kg)	12 lbs (5.4 kg)	26 lbs (11.8 kg)	17 lbs (7.7 kg)	32 lbs (14.5 kg)
Connection Size	3/4" FNPT / 1" MNPT COMBO (1/2B - BSP)	3/4" FNPT INLET / 1" MNPT x 3/4" FNPT COMBO OUTLET (1/2B - BSP)	3/4" FNPT / 1" MNPT COMBO (1/2B - BSP)	3/4" FNPT INLET / 1" MNPT x 3/4" FNPT COMBO OUTLET (1/2B - BSP)
Power Consumption	35W	35W	60W	60W
REPLACEMENT PARTS				
Lamp/Quartz Sleeve Kit	QL-200	QL-200	QL-410	QL-410
UV Lamp Only	S200RL-HO	S200RL-HO	S410RL-HO	S410RL-HO
Quartz Sleeve Only	QS-001	QS-001	QSO-410	QSO-410
Controller	BA-ICE-CL	BA-ICE-CL	BA-ICE-CL	BA-ICE-CL
Sediment Cartridge	--	CMB-510-HF	--	CMB-520-HF

+ PLUS



Powered by
Sterilight

- Adds state of the art UV sensor technology to the VH410 UV system
- Continuous feedback of UV disinfection performance for added peace of mind in applications requiring up to 18 gpm (70 lpm) flow rates



Powered by
UVMAX

- Highly featured whole-home UV disinfection system designed for recommended flow rates up to 12 gpm (45 lpm)
- Overall footprint is extremely compact due to advanced lamp/chamber technology
- Audible lamp replacement reminder and countdown timer with digital display.
- Indicator lights show the status of the system components with warnings if maintenance is required.

* PREMIUM









Powered by
UVMAX





NEW

- Highly featured whole-home UV disinfection system with graphical interface designed for recommended flow rates up to 12 gpm (45 lpm)
- Overall footprint is extremely compact due to advanced lamp/chamber technology
- Features VIQUA's new LCD controller, displaying lamp life remaining, replacement parts & support contact information, and an audible/visual lamp replacement reminder.









PART NUMBERS			
N. America (NEMA 5-15P)	VH410M	650694-R (D4)	660089-R (D4 Premium)
EU CEE (CEE 7/7)	VH410M/2	650696-R	660090-R
AUS/NZ (AS 3112)	VH410M/2A	--	--
UK (BS 1363)	VH410M/2B	--	--
DISINFECTION FLOW RATES	Flow rates based on 95% UVT water (70% UVT for NSF 55 certified systems)		
16 mJ/cm ²	34 GPM (130 lpm) (7.8 m ³ /hr)	23 GPM (87 lpm) (5.2 m ³ /hr)	23 GPM (87 lpm) (5.2 m ³ /hr)
30 mJ/cm ²	18 GPM (70 lpm) (4.2 m ³ /hr)	12 GPM (45 lpm) (2.7 m ³ /hr)	12 GPM (45 lpm) (2.7 m ³ /hr)
40 mJ/cm ²	14 GPM (54 lpm) (3.3 m ³ /hr)	9 GPM (34 lpm) (2 m ³ /hr)	9 GPM (34 lpm) (2 m ³ /hr)
SPECIFICATIONS			
Dimensions inch (cm)	23 1/2" x 3 1/2" (59.6 cm x 8.9 cm)	20 1/2" x 4" (52 cm x 10 cm)	20 1/2" x 4" (52 cm x 10 cm)
Shipping Weight lbs (kg)	17 lbs (7.7 kg)	10 lbs (4.5 kg)	10 lbs (4.5 kg)
Connection Size	3/4" FNPT / 1" MNPT (2B - BSP)	3/4" MNPT	3/4" MNPT
Power Consumption	60W	50W	50W
REPLACEMENT PARTS/OPTIONS			
Lamp/Quartz Sleeve Kit	QL-410	602810-102	602810-102
UV Lamp Only	S410RL-HO	602805	602805
Quartz Sleeve Only	QSO-410	602732	602732
Controller	BA-ICE-CM	650733R-002	650733R-001
UV Sensor	254NM-C1	--	--
Mini USB (Data Upload)	--	--	260224-R




	<div> <div>  <p>Powered by </p> </div> <div>  <p>  System Tested and Certified by NSF International against CSA B606.1 and NSF-2003 SS for Disinfection Performance, Class B Powered by  </p> </div> <div>  <p>  System Tested and Certified by NSF International against CSA B606.1 and NSF-2003 SS for Disinfection Performance, Class B Powered by  </p> </div> </div>		
	<ul style="list-style-type: none"> • Adds state of the art UV sensor technology to the D4 Premium UV system • Continuous feedback of UV disinfection performance for added peace of mind at recommended flow rates up to 12 gpm (45 lpm) • Features new LCD controller which simultaneously displays lamp life remaining, UV Intensity Status, support contact information, and lamp replacement reminder that tells you when to change your lamp, ensuring that your water is safe. 	<ul style="list-style-type: none"> • NSF 55 Class B Certified version of the D4 UV system • Suitable for use in an average to larger home and NSF validated for flow rates up to 8.9 gpm (34 lpm) • Audible lamp replacement reminder and countdown timer with digital display. • Indicator lights show the status of the system components with warnings if maintenance is required. 	<ul style="list-style-type: none"> • NSF 55 Class B Certified version of the D4 Premium UV system • Adds state of the art UV sensor technology to the D4-V unit • Continuous feedback of UV disinfection performance for added peace of mind and NSF validated for flow rates up to 8.9 gpm (34 lpm) • Features VIQUA's new LCD controller, displaying lamp life remaining, replacement parts & support contact information, and an audible/visual lamp change reminder.
PART NUMBERS			
N. America (NEMA 5-15P)	650695-R (D4+)	660039-R (D4-V)	660042-R (D4-V+)
EU CEE (CEE 7/7)	650697-R	--	--
AUS/NZ (AS 3112)	--	--	--
UK (BS 1363)	--	--	--
DISINFECTION FLOW RATES	Flow rates based on 95% UVT water (70% UVT for NSF 55 certified systems)		
16 mJ/cm ²	23 GPM (87 lpm) (5.2 m ³ /hr)	8.9 GPM (34 lpm) (2 m ³ /hr) NSF 55B	8.9 GPM (34 lpm) (2 m ³ /hr) NSF 55B
30 mJ/cm ²	12 GPM (45 lpm) (2.7 m ³ /hr)	--	--
40 mJ/cm ²	9 GPM (34 lpm) (2 m ³ /hr)	--	--
SPECIFICATIONS			
Dimensions inch (cm)	20 1/2" x 4" (52 cm x 10 cm)	20 1/2" x 4" (52 cm x 10 cm)	20 1/2" x 4" (52 cm x 10 cm)
Shipping Weight lbs (kg)	10 lbs (4.5 kg)	10 lbs (4.5 kg)	10 lbs (4.5 kg)
Connection Size	3/4" MNPT	3/4" MNPT	3/4" MNPT
Power Consumption	50W	50W	50W
REPLACEMENT PARTS/OPTIONS			
Lamp/Quartz Sleeve Kit	602810-102	602810-102	602810-102
UV Lamp Only	602805	602805	602805
Quartz Sleeve Only	602732	602732	602732
Controller	650733R-001	650733R-002	650733R-001
UV Sensor	650703	--	660703
Mini USB (Data Upload)	260224-R	--	260224-R





	 <p>NEW</p> <p>Powered by </p> <ul style="list-style-type: none"> • Adds integral 5 micron sediment pre-filtration module to the D4 UV system • Mounted on a heavy duty, painted steel bracket for ease of installation 	 <p>Now with LEAD REDUCTION</p> <p>Powered by </p> <ul style="list-style-type: none"> • Adds integral pre-filtration to the D4 UV disinfection unit • Includes 10" and 20" filter housings with a high-flow 5 micron sediment cartridge and a taste/odour/lead carbon cartridge • Mounted on a heavy-duty, painted steel bracket for ease of installation 	 <p>Now with LEAD REDUCTION</p> <p>Powered by </p> <ul style="list-style-type: none"> • Adds integral pre-filtration to the D4 UV disinfection unit • Includes two 20" filter housings with a high-flow 5 micron sediment cartridge and a taste/odour/lead carbon cartridge • Mounted on a heavy duty, painted steel bracket for ease of installation
	FILTER CARTRIDGE(S) INCLUDED		
PART NUMBERS			
N. America (NEMA 5-15P)	IHS10-D4	IHS12-D4	IHS22-D4
EU CEE (CEE 7/7)	IHS10-D4/2	IHS12-D4/2	IHS22-D4/2
AUS/NZ (AS 3112)	IHS10-D4/2A	IHS12-D4/2A	IHS22-D4/2A
UK (BS 1363)	IHS10-D4/2B	IHS12-D4/2B	IHS22-D4/2B
DISINFECTION FLOW RATES			
16 mJ/cm ²	–	–	–
30 mJ/cm ²	12 GPM (45 lpm) (2.7 m ³ /hr)	12 GPM (45 lpm) (2.7 m ³ /hr)	12 GPM (45 lpm) (2.7 m ³ /hr)
40 mJ/cm ²	9 GPM (34 lpm) (2.0 m ³ /hr)	9 GPM (34 lpm) (2.0 m ³ /hr)	9 GPM (34 lpm) (2.0 m ³ /hr)
SPECIFICATIONS			
Dimensions inch (cm)	20.5" x 10" x 28" (52 cm x 25 cm x 70 cm)	25 1/5" x 12" x 28" (64 cm x 30 cm x 70 cm)	25 1/5" x 12" x 28" (64 cm x 30 cm x 70 cm)
Shipping Weight lbs (kg)	26 lbs (11.8 kg)	35 lbs (15.9 kg)	42 lbs (19.1 kg)
Connection Size	3/4" FNPT INLET / 3/4" MNPT OUTLET	3/4" FNPT INLET / 3/4" MNPT OUTLET	3/4" FNPT INLET / 3/4" MNPT OUTLET
Power Consumption	50W	50W	50W
REPLACEMENT PARTS			
Lamp/Quartz Sleeve Kit	602810-102	602810-102	602810-102
UV Lamp Only	602805	602805	602805
Quartz Sleeve Only	602732	602732	602732
Controller	650733R-002	650733R-002	650733R-002
Sediment Cartridge	CMB-510-HF	CMB-510-HF	CMB-520-HF
Carbon Cartridge	–	C2-02PB	C2-02PB





	 <p>Powered by Sterilight</p>	+ PLUS  <p>Powered by Sterilight</p>	 <p>Powered by Sterilight</p>	+ PLUS  <p>Powered by Sterilight</p>
	<ul style="list-style-type: none"> • High-efficiency, compact, UV disinfection system • Designed for commercial scale flow rates up to 30 gpm (113 lpm) • Features “count down” timer display and lamp change reminder 	<ul style="list-style-type: none"> • Adds state of the art UV sensor technology to the VP600 UV system • Continuous feedback of UV disinfection performance for added peace of mind at recommended flow rates up to 30 gpm (113 lpm) 	<ul style="list-style-type: none"> • High-efficiency, high-flow, UV disinfection system • Designed for commercial scale flow rates up to 46 gpm (175 lpm) • Features “count down” timer display and lamp change reminder 	<ul style="list-style-type: none"> • Adds state of the art UV sensor technology to the VP950 UV system • Continuous feedback of UV disinfection performance for added peace of mind at recommended flow rates up to 46 gpm (175 lpm)
PART NUMBERS				
N. America (NEMA 5-15P)	VP600	VP600M	VP950	VP950M
EU CEE (CEE 7/7)	VP600/2	VP600M/2	VP950/2	VP950M/2
AUS/NZ (AS 3112)	VP600/2A	VP600M/2A	VP950/2A	VP950M/2A
UK (BS 1363)	VP600/2B	VP600M/2B	VP950/2B	VP950M/2B
DISINFECTION FLOW RATES				
	Flow rates based on 95% UVT water (70% UVT for NSF 55 certified systems)			
16 mJ/cm ²	40 GPM (150 lpm) (9.0 m ³ /hr)	40 GPM (150 lpm) (9.0 m ³ /hr)	60 GPM (230 lpm) (13.7 m ³ /hr)	60 GPM (230 lpm) (13.7 m ³ /hr)
30 mJ/cm ²	30 GPM (113 lpm) (6.7 m ³ /hr)	30 GPM (113 lpm) (6.7 m ³ /hr)	46 GPM (175 lpm) (10.5 m ³ /hr)	46 GPM (175 lpm) (10.5 m ³ /hr)
40 mJ/cm ²	22 GPM (83 lpm) (5.0 m ³ /hr)	22 GPM (83 lpm) (5.0 m ³ /hr)	35 GPM (130 lpm) (7.8 m ³ /hr)	35 GPM (130 lpm) (7.8 m ³ /hr)
SPECIFICATIONS				
Dimensions inch (cm)	30 2/3" x 3 1/2" (78 cm x 8.9 cm)	30 2/3" x 3 1/2" (78 cm x 8.9 cm)	45" x 3 1/2" (114 cm x 8.9 cm)	45" x 3 1/2" (114 cm x 8.9 cm)
Shipping Weight lbs (kg)	19 lbs (8.6 kg)	19 lbs (8.6 kg)	20 lbs (9.1 kg)	20 lbs (9.1 kg)
Connection Size	1" MNPT (1/2B - BSP)	1" MNPT (1/2B - BSP)	1 1/2" MNPT (1/2B - BSP)	1 1/2" MNPT (1/2B - BSP)
Power Consumption	70W	70W	96W	96W
REPLACEMENT PARTS/OPTIONS				
Lamp/Quartz Sleeve Kit	QL-600	QL-600	QL-950	QL-950
UV Lamp Only	S600RL-HO	S600RL-HO	S950RL-HO	S950RL-HO
Quartz Sleeve Only	QSO-600	QSO-600	QSO-950	QSO-950
Controller	BA-ICE-C	BA-ICE-CM	BA-ICE-C	BA-ICE-CM
UV Sensor	--	254NM-C1	--	254NM-C1





UV // Professional





	<div>  <div> <div>+</div> <div>PLUS</div> </div>  <div> <div>+</div> <div>PLUS</div> </div>  <div> <div>+</div> <div>PLUS</div> </div>  </div>			
	 <p>Powered by UVMAX</p>	 <p>Powered by UVMAX</p>	 <p>Powered by UVMAX</p>	 <p>Powered by UVMAX</p>
	<ul style="list-style-type: none"> Highly featured, high-flow, commercial UV disinfection system with graphical interface designed for recommended flow rates up to 22 gpm (83 lpm) Features VIQUA's new LCD controller, displaying lamp life remaining, replacement parts & support contact information, and an audible/visual lamp replacement reminder. 	<ul style="list-style-type: none"> Adds state of the art UV sensor technology to the E4 system Continuous feedback of UV disinfection performance for added peace of mind at recommended flow rates up to 22 gpm (83 lpm) Features VIQUA's new LCD controller, displaying lamp life remaining, UV Intensity Status, replacement parts & support contact information, and an audible/visual lamp replacement reminder. 	<ul style="list-style-type: none"> NSF 55-Class B Certified version of the E4 UV system Suitable for use in a larger home and NSF Class B validated for flow rates up to 15.8 gpm (60 lpm) Features VIQUA's new LCD controller, displaying lamp life remaining, replacement parts & support contact information, and an audible/visual lamp replacement reminder. 	<ul style="list-style-type: none"> Adds state of the art UV sensor technology to the E4-V system Continuous feedback of UV disinfection performance for added peace of mind and NSF (B) validated for flow rates up to 15.8 gpm (60 lpm) Features VIQUA's new LCD controller, displaying lamp life remaining, UV Intensity Status, replacement parts & support contact information, and an audible/visual lamp replacement reminder.
PART NUMBERS				
N. America (NEMA 5-15P)	650682 (E4)	650683 (E4+)	660040-R (E4-V)	660043-R (E4-V+)
EU CEE (CEE 7/7)	650718	650719	--	--
AUS/NZ (AS 3112)	--	--	--	--
UK (BS 1363)	--	--	--	--
DISINFECTION FLOW RATES	Flow rates based on 95% UVT water (70% UVT for NSF 55 certified systems)			
16 mJ/cm ²	42 GPM (160 lpm) (9.6 m ³ /hr)	42 GPM (160 lpm) (9.6 m ³ /hr)	15.8 GPM (60 lpm) (3.5 m ³ /hr)	15.8 GPM (60 lpm) (3.5 m ³ /hr)
30 mJ/cm ²	22 GPM (83 lpm) (5 m ³ /hr)	22 GPM (83 lpm) (5 m ³ /hr)	--	--
40 mJ/cm ²	16 GPM (60 lpm) (3.6 m ³ /hr)	16 GPM (60 lpm) (3.6 m ³ /hr)	--	--
SPECIFICATIONS				
Dimensions inch (cm)	30" x 4" (76 cm x 10 cm)	30" x 4" (76 cm x 10 cm)	30" x 4" (76 cm x 10 cm)	30" x 4" (76 cm x 10 cm)
Shipping Weight lbs (kg)	13 lbs (5.9 kg)	13 lbs (5.9 kg)	13 lbs (5.9 kg)	13 lbs (5.9 kg)
Connection Size	1" MNPT	1" MNPT	1" MNPT	1" MNPT
Power Consumption	83W	83W	83W	83W
REPLACEMENT PARTS/OPTIONS				
Lamp/Quartz Sleeve Kit	602810-103	602810-103	602810-103	602810-103
UV Lamp Only	602806	602806	602806	602806
Quartz Sleeve Only	602733	602733	602733	602733
Controller	650733R-001	650733R-001	650733R-001	650733R-001
UV Sensor	--	650703	--	650703
Mini USB (Data Upload)	260224-R	260224-R	260224-R	260224-R

	 <p>Now with LEAD REDUCTION</p> <p>Powered by UVMAX</p> <ul style="list-style-type: none"> • Adds integral pre-filtration to the E4 UV disinfection unit • Includes two 20" filter housings with a high-flow 5 micron sediment cartridge and a taste/odour/lead carbon cartridge • Mounted on a heavy duty, painted steel bracket for ease of installation <p>FILTER CARTRIDGES INCLUDED</p>	 <p>Powered by UVMAX</p> <ul style="list-style-type: none"> • Highly featured, high-flow, commercial UV disinfection system with graphical interface designed for recommended flow rates up to 36 gpm (136 lpm) • Features VIQUA's new LCD controller, displaying lamp life remaining, replacement parts & support contact information, and an audible/visual lamp replacement reminder. 	<p>+ PLUS</p>  <p>Powered by UVMAX</p> <ul style="list-style-type: none"> • Adds state of the art UV sensor technology to the F4 UV system • Continuous feedback of UV disinfection performance for added peace of mind at recommended flow rates up to 36 gpm (136 lpm) • Features VIQUA's new LCD controller, displaying lamp life remaining, UV Intensity Status, replacement parts & support contact information, and an audible/visual lamp replacement reminder.
PART NUMBERS			
N. America (NEMA 5-15P)	IHS22-E4	650686 (F4)	650687 (F4+)
EU CEE (CEE 7/7)	IHS22-E4/2	650720	650721
AUS/NZ (AS 3112)	IHS22-E4/2A	--	--
UK (BS 1363)	IHS22-E4/2B	--	--
DISINFECTION FLOW RATES	Flow rates based on 95% UVT water (70% UVT for NSF 55 certified systems)		
16 mJ/cm ²	--	45 GPM (170 lpm) (10.2 m ³ /hr)	45 GPM (170 lpm) (10.2 m ³ /hr)
30 mJ/cm ²	22 GPM (83 lpm) (5.0 m ³ /hr)	36 GPM (136 lpm) (8.2 m ³ /hr)	36 GPM (136 lpm) (8.2 m ³ /hr)
40 mJ/cm ²	16 GPM (60 lpm) (3.6 m ³ /hr)	27 GPM (102 lpm) (6.1 m ³ /hr)	27 GPM (102 lpm) (6.1 m ³ /hr)
SPECIFICATIONS			
Dimensions inch (cm)	25" x 12" x 36 1/2" (63.5 cm x 30.5 cm x 92.9 cm)	44 1/4" x 4" (112.5 cm x 10 cm)	44 1/4" x 4" (112.5 cm x 10 cm)
Shipping Weight lbs (kg)	43 lbs (19.5 kg)	18 lbs (8.2kg)	18 lbs (8.2kg)
Connection Size	1" FNPT INLET / 1" MNPT OUTLET	1" MNPT	1" MNPT
Power Consumption	83W	130W	130W
REPLACEMENT PARTS			
Lamp/Quartz Sleeve Kit	602810-103	602810-104	602810-104
UV Lamp Only	602806	602807	602807
Quartz Sleeve Only	602733	602734	602734
Controller	650733R-001	650733R-001	650733R-001
UV Sensor	--	--	650703
Mini USB (Data Upload)	260224-R	260224-R	260224-R
Sediment Cartridge	CMB-520-HF	--	--
Carbon Cartridge	C2-02PB	--	--

	 <div> <p>NSF</p> <p>System Tested and Certified by NSF International against CSA B455.1 and NSF/ANSI 55 for Disinfection Performance, Class B</p> <p>Powered by UVMAX</p> </div>	<p>+ PLUS</p>  <div> <p>NSF</p> <p>System Tested and Certified by NSF International against CSA B455.1 and NSF/ANSI 55 for Disinfection Performance, Class B</p> <p>Powered by UVMAX</p> </div>	<p>+ PLUS</p>  <div> <p>50% UVT</p> <p>Powered by UVMAX</p> </div>	<p>+ PLUS</p>  <div> <p>50% UVT</p> <p>Powered by UVMAX</p> </div>
	<ul style="list-style-type: none"> NSF 55 Class B Certified version of the F4 UV system Suitable for use in public or commercial applications and NSF validated for flow rates up to 26.1 gpm (99 lpm) Features VIQUA's new LCD controller, displaying lamp life remaining, replacement parts & support contact information, and an audible/visual lamp replacement reminder. 	<ul style="list-style-type: none"> Adds state of the art UV sensor technology to the F4-V unit Continuous feedback of UV disinfection performance for added peace of mind and NSF validated for flow rates up to 26.1 gpm (99 lpm) Features VIQUA's new LCD controller, displaying lamp life remaining, UV Intensity Status, replacement parts & support contact information, and an audible/visual lamp replacement reminder. 	<ul style="list-style-type: none"> Custom designed version of the E4+ for applications where water quality conditions result in less than ideal UV transmission Effectively disinfects water with UVT values as low as 50% at recommended flow rates up to 9 gpm (34 lpm) Features VIQUA's new LCD controller, displaying lamp life remaining, UV Intensity Status, replacement parts & support contact information, and an audible/visual lamp replacement reminder. 	<ul style="list-style-type: none"> Custom designed version of the F4+ for applications where water quality conditions result in less than ideal UV transmission Effectively disinfects water with UVT values as low as 50% at recommended flow rates up to 15 gpm (57 lpm) Features VIQUA's new LCD controller, displaying lamp life remaining, UV Intensity Status, replacement parts & support contact information, and an audible/visual lamp replacement reminder.
PART NUMBERS				
N. America (NEMA 5-15P)	660041-R (F4-V)	660044-R (F4-V+)	650638-R (E4-50+)	650640-R (F4-50+)
EU CEE (CEE 7/7)	--	--	650639-R	650641-R
AUS/NZ (AS 3112)	--	--	--	--
UK (BS 1363)	--	--	--	--
DISINFECTION FLOW RATES	Flow rates based on 95% UVT water (70% UVT for NSF 55 certified systems)		Flow rates based on 50% UVT water	
16 mJ/cm ²	26.1 GPM (99 lpm) (6.0 m ³ /hr)	26.1 GPM (99 lpm) (6.0 m ³ /hr)	16 GPM (60 lpm) (3.6 m ³ /hr)	28 GPM (106 lpm) (6.4 m ³ /hr)
30 mJ/cm ²	--	--	9 GPM (34 lpm) (2.0 m ³ /hr)	15 GPM (57 lpm) (3.4 m ³ /hr)
40 mJ/cm ²	--	--	7 GPM (26 lpm) (1.6 m ³ /hr)	12 GPM (45 lpm) (2.7 m ³ /hr)
SPECIFICATIONS				
Dimensions inch (cm)	44 1/4" x 4" (112.5 cm x 10 cm)	44 1/4" x 4" (112.5 cm x 10 cm)	30" x 4" (76 cm x 10 cm)	44 1/4" x 4" (112.5 cm x 10 cm)
Shipping Weight lbs (kg)	18 lbs (8.2kg)	18 lbs (8.2kg)	13 lbs (5.9 kg)	18 lbs (8.2kg)
Connection Size	1" MNPT	1" MNPT	1" MNPT	1" MNPT
Power Consumption	130W	130W	83W	130W
REPLACEMENT PARTS/OPTIONS				
Lamp/Quartz Sleeve Kit	602810-104	602810-104	602810-103	602810-104
UV Lamp Only	602807	602807	602806	602807
Quartz Sleeve Only	602734	602734	602733	602734
Controller	650733R-001	650733R-001	650733R-001	650733R-001
UV Sensor	--	650703	650731-R	650731-R
Mini USB (Data Upload)	260224-R	260224-R	260224-R	260224-R

	 <p>Powered by UVMAX</p>	+ PLUS  <p>Powered by UVMAX</p>	 <p>Powered by Sterilight</p>	+ PLUS  <p>Powered by Sterilight</p>
	<ul style="list-style-type: none"> • Extends the range of the amalgam series with 2" MNPT connections • Incorporates Cool-Touch fan technology • 230W power allows for recommended flow rates up to 80 gpm (303 lpm) 	<ul style="list-style-type: none"> • Adds state of the art UV sensor technology to the K unit • Continuous feedback of UV disinfection performance for added peace of mind at recommended flow rates up to 80 gpm (303 lpm) 	<ul style="list-style-type: none"> • High commercial flow, multi-lamp UV disinfection system with 3" flanges • Separate control panel with high visibility components • Recommended for flow rates up to 170 gpm (640 lpm) 	<ul style="list-style-type: none"> • Adds state of the art UV sensor technology to the SHF-140 UV system • Continuous feedback of UV disinfection performance for added peace of mind at recommended flow rates up to 170 gpm (640 lpm)
PART NUMBERS				
N. America (NEMA 5-15P)	660001-R (K)	660002-R (K+)	SHF-140	SHFM-140
EU CEE (CEE 7/7)	660004-R	660005-R	SHF-140/2	SHFM-140/2
AUS/NZ (AS 3112)	--	--	SHF-140/2A	SHFM-140/2A
UK (BS 1363)	--	--	SHF-140/2B	SHFM-140/2B
DISINFECTION FLOW RATES				
	Flow rates based on 95% UVT water (70% UVT for NSF 55 certified systems)			
16 mJ/cm ²	120 GPM (454 lpm) (27.2 m ³ /hr)	120 GPM (454 lpm) (27.2 m ³ /hr)	310 GPM (1170 lpm) (70 m ³ /hr)	310 GPM (1170 lpm) (70 m ³ /hr)
30 mJ/cm ²	80 GPM (303 lpm) (18.2 m ³ /hr)	80 GPM (303 lpm) (18.2 m ³ /hr)	170 GPM (640 lpm) (38 m ³ /hr)	170 GPM (640 lpm) (38 m ³ /hr)
40 mJ/cm ²	60 GPM (230 lpm) (13.7 m ³ /hr)	60 GPM (230 lpm) (13.7 m ³ /hr)	125 GPM (470 lpm) (28 m ³ /hr)	125 GPM (470 lpm) (28 m ³ /hr)
SPECIFICATIONS				
Dimensions inch (cm)	41" x 4" (103 cm x 10 cm)	41" x 4" (103 cm x 10 cm)	34" x 6" x 14" (86.4 cm x 15.2 cm x 35.6 cm)	34" x 6" x 14" (86.4 cm x 15.2 cm x 35.6 cm)
Shipping Weight lbs (kg)	31 lbs (14 kg)	31 lbs (14 kg)	68 lbs (30.8 kg)	70 lbs (31.8 kg)
Connection Size	2" MNPT	2" MNPT	3" FLANGE	3" FLANGE
Power Consumption	230W	230W	320W	320W
REPLACEMENT PARTS/OPTIONS				
Lamp/Quartz Sleeve Kit	602850-103	602850-103	QL-140 (Quantity 4)	QL-140 (Quantity 4)
UV Lamp Only	602856	602856	S740RL-4C (Quantity 4)	S740RL-4C (Quantity 4)
Quartz Sleeve Only	602976	602976	QS-012 (Quantity 4)	QS-012 (Quantity 4)
Controller	660018-R	660019-R	BA-ICE-HF (Quantity 4)	BA-ICE-HF (Quantity 3) BA-ICE-M-HF (Quantity 1)
UV Sensor		650580	--	254NM-HF

	 <p>Powered by Sterilight</p> <ul style="list-style-type: none"> • High commercial flow, multi-lamp UV disinfection system with 3" flanges • Separate control panel with high visibility components • Recommended for flow rates up to 210 gpm (790 lpm) 	+ PLUS  <p>Powered by Sterilight</p> <ul style="list-style-type: none"> • Adds state of the art UV sensor technology to the SHF-180 UV system • Continuous feedback of UV disinfection performance for added peace of mind at recommended flow rates up to 210 gpm (790 lpm) 	 <p>NEW Powered by Sterilight</p> <ul style="list-style-type: none"> • High commercial flow, multi-lamp UV disinfection system with 4" flanges • Separate control panel with high visibility components • Recommended for flow rates up to 290 gpm (1098 lpm) 	+ PLUS  <p>NEW Powered by Sterilight</p> <ul style="list-style-type: none"> • Adds state of the art UV sensor technology to the SHF-290 UV system • Continuous feedback of UV disinfection performance for added peace of mind at recommended flow rates up to 290 gpm (1098 lpm)
PART NUMBERS				
N. America (NEMA P-15)	SHF-180	SHFM-180	SHF-290	SHFM-290
EU CEE (CEE 7/7)	SHF-180/2	SHFM-180/2	SHF-290/2	SHFM-290/2
AUS/NZ (AS 3112)	SHF-180/2A	SHFM-180/2A	SHF-290/2A	SHFM-290/2A
UK (BS 1363)	SHF-180/2B	SHFM-180/2B	SHF-290/2B	SHFM-290/2B
DISINFECTION FLOW RATES	Flow rates based on 95% UVT water (70% UVT for NSF 55 certified systems)			
16 mJ/cm ²	350 GPM (1300 lpm) (78 m ³ /hr)	350 GPM (1300 lpm) (78 m ³ /hr)	543 GPM (2055 lpm) (123 m ³ /hr)	543 GPM (2055 lpm) (123 m ³ /hr)
30 mJ/cm ²	210 GPM (790 lpm) (47 m ³ /hr)	210 GPM (790 lpm) (47 m ³ /hr)	290 GPM (1098 lpm) (65 m ³ /hr)	290 GPM (1098 lpm) (65 m ³ /hr)
40 mJ/cm ²	160 GPM (600 lpm) (36 m ³ /hr)	160 GPM (600 lpm) (36 m ³ /hr)	215 GPM (813 lpm) (48 m ³ /hr)	215 GPM (813 lpm) (48 m ³ /hr)
SPECIFICATIONS				
Dimensions inch (cm)	42 1/2" x 6" x 14" (107.3 cm x 15.2 cm x 35.6 cm)	42 1/2" x 6" x 14" (107.3 cm x 15.2 cm x 35.6 cm)	42 1/2" x 8" x 17" (108 cm x 20.3 cm x 43.5 cm)	42 1/2" x 8" x 17" (108 cm x 20.3 cm x 43.5 cm)
Shipping Weight lbs (kg)	78 lbs (35.4 kg)	80 lbs (36.8 kg)	286 lbs (130 kg)	287 lbs (130.1 kg)
Connection Size	3" RFSO FLANGE	3" RFSO FLANGE	4" RFSO FLANGE	4" RFSO FLANGE
Power Consumption	400W	400W	550W	550W
REPLACEMENT PARTS				
Lamp/Quartz Sleeve Kit	QL-180 (Quantity 4)	QL-180 (Quantity 4)	QL-290 (Quantity 5)	QL-290 (Quantity 5)
UV Lamp Only	S950RL-4C (Quantity 4)	S950RL-4C (Quantity 4)	S950RL-4C (Quantity 5)	S950RL-4C (Quantity 5)
Quartz Sleeve Only	QS-180 (Quantity 4)	QS-180 (Quantity 4)	QSO-950 (Quantity 5)	QSO-950 (Quantity 5)
Controller	BA-ICE-HF (Quantity 4)	BA-ICE-HF (Quantity 3) BA-ICE-M-HF (Quantity 1)	BA-ICE-HF (Quantity 5)	BA-ICE-HF (Quantity 4) BA-ICE-M-HF (Quantity 1)
UV Sensor	–	254NM-HF	–	254NM-HF

	 Powered by Sterilight	 Powered by Sterilight	 Powered by Sterilight	 Powered by Sterilight
	<ul style="list-style-type: none">Designed to be integrated into water vending systems or similar OEM applicationsSuitable for recommended flow rates up to 3 gpm (11 lpm)	<ul style="list-style-type: none">12 volt DC version of the S2Q-PA UV disinfection systemIdeal for “off-grid” applications with required flow rates up to 2 gpm (8 lpm)	<ul style="list-style-type: none">Designed to be integrated into water vending systems or similar OEM applicationsSuitable for recommended flow rates up to 6 gpm (23 lpm)	<ul style="list-style-type: none">12 volt DC version of the S5Q-PA UV disinfection systemIdeal for “off-grid” applications with required flow rates up to 5 gpm (19 lpm)
	VENDING SYSTEM	12 VOLT SYSTEM	VENDING SYSTEM	12 VOLT SYSTEM
PART NUMBERS				
N. America (NEMA 5-15P)	S2Q-PV	S2Q-P/12VDC	S5Q-PV	S5Q-P/12VDC
EU CEE (CEE 7/7)				
AUS/NZ (AS 3112)				
UK (BS 1363)				
DISINFECTION FLOW RATES	Flow rates based on 95% UVT water (70% UVT for NSF 55 certified systems)			
16 mJ/cm ²	5 GPM (19 lpm) (1.1 m ³ /hr)	4 GPM (15 lpm) (0.9 m ³ /hr)	11 GPM (42 lpm) (2.5 m ³ /hr)	10 GPM (37 lpm) (2.2 m ³ /hr)
30 mJ/cm ²	3 GPM (11 lpm) (0.7 m ³ /hr)	2 GPM (8 lpm) (0.5 m ³ /hr)	6 GPM (23 lpm) (1.4 m ³ /hr)	5 GPM (19 lpm) (1.1 m ³ /hr)
40 mJ/cm ²	2 GPM (8 lpm) (0.5 m ³ /hr)	1.5 GPM (6 lpm) (0.3 m ³ /hr)	4.5 GPM (17 lpm) (1.0 m ³ /hr)	4 GPM (15 lpm) (0.9 m ³ /hr)
SPECIFICATIONS				
Dimensions inch (cm)	17" x 2 1/2" (43 cm x 6.5 cm)	17" x 2 1/2" (43 cm x 6.4 cm)	22" x 2 1/2" (56 cm x 6.5 cm)	22" x 2 1/2" (56 cm x 6.4 cm)
Shipping Weight lbs (kg)	7 lbs (3.2 kg)	7 lbs (3.2 kg)	8 lbs (3.6 kg)	8 lbs (3.6 kg)
Connection Size	1/2" MNPT	1/2" MNPT	3/4" MNPT	3/4" MNPT
Power Consumption	22W	20W	30W	27W
REPLACEMENT PARTS				
Lamp/Quartz Sleeve Kit	S330-QL	S330-QL	S463-QL	S463-QL
UV Lamp Only	S330RL	S330RL	S463RL	S463RL
Quartz Sleeve Only	QS-330	QS-330	QS-463	QS-463
Controller	BA-ICE-V	BA-RO/P/12	BA-ICE-V	BA-RO/P/12


UV // Specialty

	 <p>Powered by Sterilight</p> <ul style="list-style-type: none"> • Ozone disinfection system intended for use with air venturi • Suitable for hot tub or spa 	 <p>Powered by Sterilight</p> <ul style="list-style-type: none"> • Ozone disinfection system intended for use with air venturi • Suitable for small residential swimming pool up to 20,000 gallons (75 m³)
	OZONE SYSTEMS	
PART NUMBERS		
N. America (NEMA 5-15P)	S2Q-OZ	S8Q-OZ
EU CEE (CEE 7/7)	S2Q-OZ/2	S8Q-OZ/2
AUS/NZ (AS 3112)	--	--
UK (BS 1363)	--	--
DISINFECTION FLOW RATES		
	70 mg ozone @ 5 SCFH air flow	220 mg ozone @ 5 SCFH air flow
SPECIFICATIONS		
Dimensions inch (cm)	17" x 2 1/2" (43 cm x 6.5 cm)	33 1/2" x 2 1/2" (85 cm x 6.5 cm)
Shipping Weight lbs (kg)	7 lbs (3.2 kg)	11 lbs (5 kg)
Connection Size	3/8" TUBE	3/8" TUBE
Power Consumption	22W	46W
REPLACEMENT PARTS/OPTIONS		
Lamp/Quartz Sleeve Kit	--	--
UV Lamp Only	S415ROL	S8ROL/4P
Quartz Sleeve Only	N/A	N/A
Controller	BA-ICE-SO	BA-ICE-SO
Venturi Kit	OE-001	VENT-CHF


Filtration



Tap // Housings

			
	<ul style="list-style-type: none"> • Heavy-duty filter housing with pressure relief valve for 2 1/2" x 10" nominal cartridges • Manufactured from FDA grade, NSF listed polypropylene • Superior sealing with buttress thread design 	<ul style="list-style-type: none"> • FB-34PR filter housing kit with bracket, filter wrench, AWP110 sediment cartridge, and extra o-ring 	<ul style="list-style-type: none"> • Clear filter housing with pressure relief valve for 2 1/2" x 10" nominal cartridges
PART NUMBERS	FB-34PR	FB-34PR-PS	FC-34PR
UPC CODE	773058001120	773058080200	773058001113
MAXIMUM FLOW RATES			
When using 5 micron cartridge	6 GPM (23 lpm) (1.4 m³/hr)	6 GPM (23 lpm) (1.4 m³/hr)	6 GPM (23 lpm) (1.4 m³/hr)
SPECIFICATIONS			
Overall Dimensions	4 1/2" x 11 3/4" (11.4 cm x 29.8 cm)	4 1/2" x 11 3/4" (11.4 cm x 29.8 cm)	4 1/2" x 11 3/4" (11.4 cm x 29.8 cm)
Connection Size	3/4" FNPT	3/4" FNPT	3/4" FNPT
Colour	Blue sump/black head	Blue sump/black head	Clear sump/white head
Temperature Rating	52°C (125°F)	52°C (125°F)	52°C (125°F)
Pressure Rating	125 psi (8.6 bar)	125 psi (8.6 bar)	125 psi (8.6 bar)
Shipping Weight	2 lbs (1.0 kg)	3 lbs (1.5 kg)	2 lbs (1.0 kg)
OPTIONS			
Wrench	WR-100	WR-100 included	WR-100
Bracket	FM-10	FM-10 included	FM-10
5 micron cartridge	AWP110	AWP110 included	AWP110
Taste/Odour Cartridge	AWP117 or C-01/C-01PB (Lead)	AWP117 or C-01/C-01PB (Lead)	AWP117 or C-01/C-01PB (Lead)
REPLACEMENT PARTS			
O-ring	OR-4 (x1)	OR-4 (x1)	OR-4 (x1)

Tap // Housings

			<div> <div>+</div> <div>PLUS</div> </div>  <div>  Certified to NSF/ANSI 42 </div>
	<ul style="list-style-type: none"> FC-34PR filter housing with bracket, filter wrench, AWP110 sediment cartridge and extra o-ring 	<ul style="list-style-type: none"> Clear filter housing with shut-off valves for 2 1/2" x 10" nominal cartridges 	<ul style="list-style-type: none"> 3-piece clear filter housing with pressure relief valve for 2 1/2" x 10" nominal cartridges Shut-off valve and by-pass NSF 42 certified
PART NUMBERS	FC-34PR-PS	FC-34V	AWP30C-V
UPC CODE	773058997621	773058010115	773058303002
MAXIMUM FLOW RATES			
When using 5 micron cartridge	6 GPM (23 lpm) (1.4 m³/hr)	6 GPM (23 lpm) (1.4 m³/hr)	6 GPM (23 lpm) (1.4 m³/hr)
SPECIFICATIONS			
Overall Dimensions	4 1/2" x 11 3/4" (11.4 cm x 29.8 cm)	4 1/2" x 11 3/4" (11.4 cm x 29.8 cm)	4 1/2" x 11 3/4" (11.4 cm x 29.8 cm)
Connection Size	3/4" FNPT	3/4" FNPT	3/4" FNPT
Colour	Clear sump/white head	Clear sump/blue head	Clear sump/blue head
Temperature Rating	52°C (125°F)	52°C (125°F)	38°C (100°F)
Pressure Rating	125 psi (8.6 bar)	100 psi (6.9 bar)	100 psi (6.9 bar)
Shipping Weight	3 lbs (1.0 kg)	3 lbs (1.5 kg)	4 lbs (2 kg)
OPTIONS			
Wrench	WR-100 (included)	WR-300	WR20-32
Bracket	FM-10 (included)	FM-30	BR30-32
5 micron cartridge	AWP110 (included)	AWP110	AWP110
Taste/Odour Cartridge	AWP117 or C-01/C-01PB (Lead)	AWP117 or C-01/C-01PB (Lead)	AWP117 or C-01/C-01PB (Lead)
REPLACEMENT PARTS			
O-ring	OR-4 (X1)	OR-6 (x1)	OR20-32 (x1)


VALUE PACK


- High performance sediment, dirt and rust filter cartridges
- Manufactured from 100% virgin melt blown polypropylene
- Extremely rigid structure eliminates by-pass
- Provides superior filtration efficiency and extended life
- Formaldehyde free and NSF 42 certified
- Available in 10", 20", 30" & 40" lengths (for 20", 30" & 40" - see Professional // Cartridges)

PART NUMBERS	AWP109-1	AWP110	AWP110-3PK	AWP111-1
UPC CODE	773058109017	773058110013	773058110303	773058111010
MAXIMUM FLOW RATES				
	3 GPM (11 lpm) (0.7 m ³ /hr)	5 GPM (19 lpm) (1.1 m ³ /hr)	5 GPM (19 lpm) (1.1 m ³ /hr)	6 GPM (23 lpm) (1.4 m ³ /hr)
SPECIFICATIONS				
Overall Dimensions	2 1/2" x 10" (6.4 cm x 25.4 cm)	2 1/2" x 10" (6.4 cm x 25.4 cm)	2 1/2" x 10" (6.4 cm x 25.4 cm)	2 1/2" x 10" (6.4 cm x 25.4 cm)
Micron Rating	1 micron	5 micron	5 micron	20 micron
Temperature Rating	45°C (113°F)	45°C (113°F)	45°C (113°F)	45°C (113°F)
Shipping Weight	16 lbs (7.2 kg)	16 lbs (7.2 kg)	16 lbs (7.2 kg)	16 lbs (7.2 kg)
Case Quantity	50	50	16	50

Tap // Cartridges



- High performance sediment, dirt and rust filter cartridges
- Manufactured from 100% virgin melt blown polypropylene
- Extremely rigid structure eliminates by-pass
- Provides superior filtration efficiency and extended life
- Formaldehyde free and NSF 42 certified
- Available in 10", 20", 30" & 40" lengths (for 20", 30" & 40" - see Professional // Cartridges)

- String Wound Cartridges
- FDA polypropylene cartridge with polypropylene core
- Low cost sediment pre-filtration
- 10" and 20" nominal cartridges and high flow sizes for application flexibility

PART NUMBERS	AWP112-1	SW1-1	SW5-1	SW10-1
UPC CODE	773058112017	773058056410	773058016865	773058061186
MAXIMUM FLOW RATES				
	6 GPM (23 lpm) (1.4 m ³ /hr)	3 GPM (11 lpm) (0.7 m ³ /hr)	5 GPM (19 lpm) (1.1 m ³ /hr)	6 GPM (23 lpm) (1.4 m ³ /hr)
SPECIFICATIONS				
Overall Dimensions	2 1/2" x 10" (6.4 cm x 25.4 cm)	2 1/2" x 10" (6.4 cm x 25.4 cm)	2 1/2" x 10" (6.4 cm x 25.4 cm)	2 1/2" x 10" (6.4 cm x 25.4 cm)
Micron Rating	50 micron	1 micron	5 micron	10 micron
Temperature Rating	45°C (113°F)	49°C (120°F)	49°C (120°F)	49°C (120°F)
Shipping Weight	16 lbs (7.2 kg)	12 lbs (5.4 kg)	12 lbs (5.4 kg)	12 lbs (5.4 kg)
Case Quantity	50	30	30	30

Tap // Cartridges



- Pleated polypropylene filter media
- Plastisol end caps are molded to seal each end of pleats
- Seams are heat-sealed to eliminate by-pass
- High surface area of filter media for minimal initial Δp and high dirt-holding capacity
- Manufactured from FDA-compliant materials
- Surfactant-free and binder-free
- Individually wrapped

PART NUMBERS	PP1A-1	PP5-1	PP30-1
UPC CODE	773058007337	773058009140	773058007290
MAXIMUM FLOW RATES			
	3 GPM (11 lpm) (0.6 m ³ /hr)	6 GPM (23 lpm) (1.4 m ³ /hr)	7 GPM (26 lpm) (1.5 m ³ /hr)
SPECIFICATIONS			
Overall Dimensions	2 1/2" x 10" (6.4 cm x 25.4 cm)	2 1/2" x 10" (6.4 cm x 25.4 cm)	2 1/2" x 10" (6.4 cm x 25.4 cm)
Micron Rating	1 micron ABSOLUTE	5 micron	30 micron
Temperature Rating	45°C (113°F)	45°C (113°F)	45°C (113°F)
Shipping Weight	12 lbs (5.4 kg)	12 lbs (5.4 kg)	12 lbs (5.4 kg)
Case Quantity	24	24	12



- Carbon block cartridge with additional lead removal capacity
- Effectively reduces chlorine, taste, odour, and lead
- **Lead reduction capacity:**
1,500 gal @ 1.5 gpm (5,500 L @ 5 lpm)
- Chlorine reduction capacity:
7,000 gal @ 1 gpm (26,000 L @ 3.8 lpm)
- 100% coconut shell carbon
- NSF 42 certified

LEAD REDUCTION

PART NUMBERS	C-01PB
UPC CODE	773058053761
MAXIMUM FLOW RATES	
	3 GPM (11 lpm) (0.6 m ³ /hr)
SPECIFICATIONS	
Overall Dimensions	2 3/4" x 10" (7.0 cm x 25.4 cm)
Micron Rating	10 micron
Temperature Rating	49°C (120°F)
Shipping Weight	12 lbs (5.4 kg)
Case Quantity	25

Tap // Cartridges

		 	
	<ul style="list-style-type: none"> • Dual purpose carbon cartridge with pre & post sediment filtration for taste and odour, dirt and rust • Chlorine reduction capacity: 6,000 gal @ 1 gpm (23,000L @ 4 lpm) 	<ul style="list-style-type: none"> • High efficiency, modified carbon block cartridge for chlorine, VOC, taste and odour removal • NSF 42 certified • Chlorine reduction capacity: 6,000 gal @ 1 gpm (23,000L @ 4 lpm) 	<ul style="list-style-type: none"> • In-line GAC filter with 1/4 FNTF connections for taste and odour • 1500 gal (5700L) capacity
PART NUMBERS	AWP117	C-01	F-ICE10
UPC CODE	773058117012	773058000208	773058457101
MAXIMUM FLOW RATES			
	2 GPM (8 lpm) (0.5 m³/hr)	2 GPM (8 lpm) (0.5 m³/hr)	0.75 GPM (3 lpm) (0.2 m³/hr)
SPECIFICATIONS			
Overall Dimensions	2 1/2" x 10" (6.4 cm x 25.4 cm)	2 1/2" x 10" (6.4 cm x 25.4 cm)	2" x 10" (5.1 cm x 25.4 cm)
Micron Rating	5 micron	10 micron	20 micron
Temperature Rating	38°C (100°F)	60°C (140°F)	38°C (100°F)
Shipping Weight	30 lbs (14 kg)	40 lbs (18 kg)	18 lbs (8.2 kg)
Case Quantity	25	25	50

Tap // Reverse Osmosis (RO)



- Four stage reverse osmosis system with pressurised storage tank and dedicated faucet
- Manufactured from FDA grade, NSF listed materials
- Effective removal of contaminants including heavy metals (lead, mercury, cadmium) pesticides, radium, and fluoride

PART NUMBERS	RO-4S
UPC CODE	773058045926
MAXIMUM FLOW RATES	
	0.75 GPM (3 lpm) (0.2 m³/hr)
SPECIFICATIONS	
Overall Dimensions (System)	17" x 14" x 5" (43 cm x 35 x 13 cm)
Overall Dimensions (Tank)	14" x 11" DIA. (35 cm x 28 cm)
Connection Size	1/4" TUBE
Colour	White
Max. Temperature Rating	32°C (90°F)
Max. Pressure Rating	85 psi (6 bar)
Shipping Weight	20 lbs (9.0kg)
REPLACEMENT PARTS	
Filter Housing O-Ring	OR-4
Filter Housing Wrench	WR-100
First Stage Cartridge	AWP110
Second Stage Cartridge	C-01
RO Membrane (Third Stage)	RO-TW30
Fourth Stage Filter (Post)	F-ICE10











- Heavy-duty filter housing with pressure relief valve for 2 1/2" x 20" nominal cartridges
- Manufactured from FDA-grade, NSF-listed polypropylene
- Superior sealing with buttress thread design

- Heavy-duty, high-flow filter housing with pressure relief valve for 4 1/2" x 10" nominal cartridges
- Manufactured from FDA-grade, NSF-listed polypropylene
- Superior sealing with buttress thread design
- Double O-ring design

- FB1-1PR-DO filter housing kit with heavy-duty bracket, filter wrench, CMB-510-HF sediment cartridge, and extra o-ring

PART NUMBERS	FB2-34PR	FB1-1PR-DO	FB1-1PR-PS
UPC CODE	773058023412	773058104630	773058080224
MAXIMUM FLOW RATES			
When using 5 micron cartridge	10 GPM (38 lpm) (2.28 m³/hr)	20 GPM (75 lpm) (5.7 m³/hr)	20 GPM (75 lpm) (5.7 m³/hr)
SPECIFICATIONS			
Overall Dimensions	5 1/4" x 22 7/8" (13.3 cm x 58.1 cm)	7 1/4" x 13 1/2" (18.3 cm x 34.3 cm)	7 1/4" x 13 1/2" (18.3 cm x 34.3 cm)
Connection Size	3/4" FNPT	1" FNPT	1" FNPT
Colour	Blue sump/black head	Blue sump/black head	Blue sump/black head
Temperature Rating	52°C (125°F)	38°C (100°F)	38°C (100°F)
Pressure Rating	100 psi (6.9 bar)	85 psi (5.8 bar)	85 psi (5.8 bar)
Shipping Weight	3 lbs (1.5 kg)	6 lbs (3 kg)	7 lbs (3.5 kg)
OPTIONS			
Wrench	WR-200	WR-500	WR-500 included
Bracket	FM-20	FM-25	FM-25 included
5 micron cartridge	AWP110-2	CMB-510-HF	CMB-510-HF included
Taste/Odour Cartridge	C-02/C-02PB (Lead)	C2-01/C2-01PB (Lead)	C2-01/C2-01PB (Lead)
REPLACEMENT PARTS			
O-ring	OR-8 (x1)	410959-R (x2)	410959-R (x2)

	 PLUS	 PLUS	 PLUS	
	 	 		
	<ul style="list-style-type: none"> • 3 piece NSF 42 certified filter housing for 2 1/2" x 20" nominal cartridges • Valve-in-head with shut-off and by-pass 	<ul style="list-style-type: none"> • 3-piece high-flow filter housing with pressure relief valve for 4 1/2" x 10" nominal cartridges • Bracket and wrench included 	<ul style="list-style-type: none"> • 3-piece high-flow, clear filter housing with pressure relief valve for 4 1/2" x 10" nominal cartridges • Bracket and wrench included 	<ul style="list-style-type: none"> • 3-piece high-flow filter housing with pressure relief valve for 4 1/2" x 10" nominal cartridges • Valve-in-head with shut-off and by-pass • Bracket and wrench included
PART NUMBERS	AWP32B-V	AWP40B-V	AWP40C-V	AWP50B-V
UPC CODE	773058322003	773058402002	773058403009	773058502009
MAXIMUM FLOW RATES				
When using 5 micron cartridge	12 GPM (45 lpm) (2.7 m³/hr)	20 GPM (75 lpm) (5.7 m³/hr)	20 GPM (75 lpm) (5.7 m³/hr)	20 GPM (75 lpm) (5.7 m³/hr)
SPECIFICATIONS				
Overall Dimensions	5 1/2" x 23 3/8" (14 cm x 59.4 cm)	8" x 15 1/2" (20.3 cm x 39.3 cm)	8" x 15 1/2" (20.3 cm x 39.3 cm)	8" x 16" (20.3 cm x 40.6 cm)
Connection size	3/4" FNPT	1" FNPT	1" FNPT	1" FNPT
Colour	White sump/blue head	White sump/blue head	White sump/blue head	White sump/blue head
Temperature Rating	46°C (115°F)	38°C (100°F)	38°C (100°F)	38°C (100°F)
Pressure Rating	100 psi (6.9 bar)	100 psi (6.9 bar)	100 psi (6.9 bar)	100 psi (6.9 bar)
Shipping Weight	5 lbs (2.5 kg)	6 lbs (3.0 kg)	6 lbs (3.0 kg)	6.5 lbs (3.2 kg)
OPTIONS				
Wrench	WR20-32	WR40-50 included	WR40-50 included	WR40-50 included
Bracket	BR30-32	BRHF included	BRHF included	BRHF included
5 micron cartridge	AWP110-2	CMB-510-HF	CMB-510-HF	CMB-510-HF
Taste/Odour Cartridge	C-02/C-02PB (Lead)	C2-01/C2-01PB (Lead)	C2-01/C2-01PB (Lead)	C2-01/C2-01PB (Lead)
REPLACEMENT PARTS				
O-ring	OR20-32 (x1)	OR40-50 (x1)	OR40-50 (x1)	OR40-50 (x1)



- High-performance sediment, dirt and rust filter cartridges
- Manufactured from 100% virgin melt-blown polypropylene
- Extremely rigid structure eliminates by-pass while providing superior filtration efficiency and extended life
- Formaldehyde-free
- NSF 42 certified

- String wound cartridges
- FDA polypropylene cartridge with polypropylene core
- Low-cost sediment pre-filtration

PART NUMBERS	AWP109-2	AWP110-2	AWP111-2	SW5-2
UPC CODE	773058109024	773058110020	773058111027	773058058902
MAXIMUM FLOW RATES				
	6 GPM (23 lpm) (1.4 m³/hr)	10 GPM (38 lpm) (2.28 m³/hr)	12 GPM (45 lpm) (2.7 m³/hr)	10 GPM (38 lpm) (2.28 m³/hr)
SPECIFICATIONS				
Overall Dimensions	2 1/2" x 20" (6.5 cm x 50.8 cm)	2 1/2" x 20" (6.5 cm x 50.8 cm)	2 1/2" x 20" (6.5 cm x 50.8 cm)	2 1/2" x 20" (6.5 cm x 50.8 cm)
Micron Rating	1 micron	5 micron	20 micron	5 micron
Temperature Rating	45°C (115°F)	45°C (115°F)	45°C (115°F)	49°C (120°F)
Shipping Weight	20 lbs (9.5 kg)	20 lbs (9.5 kg)	20 lbs (9.5 kg)	13 lbs (5.9 kg)
Case Quantity	25	25	25	15



- String wound cartridges
- FDA polypropylene cartridge with polypropylene core
- Low-cost sediment pre-filtration

- High-flow sediment, dirt and rust filter cartridges
- Manufactured from 100% virgin melt-blown polypropylene (surfactant-free, binder-free and adhesive-free)
- Improved dirt holding capacity
- Grooved design increases surface area for improved filtering efficiency

DUAL GRADIENT FILTERS

PART NUMBERS	SW10-2	CMB-110-HF	CMB-510-HF	CMB-2510-HF
UPC CODE	773058061339	773058000116	773058000123	773058000130
MAXIMUM FLOW RATES				
	12 GPM (45 lpm) (2.7 m³/hr)	10 GPM (38 lpm) (2.28 m³/hr)	18 GPM (68 lpm) (4.1 m³/hr)	20 GPM (75 lpm) (4.5 m³/hr)
SPECIFICATIONS				
Overall Dimensions	2 1/2" x 20" (6.5 cm x 50.8 cm)	4 1/2" x 10" (11.4 cm x 25.4 cm)	4 1/2" x 10" (11.4 cm x 25.4 cm)	4 1/2" x 10" (11.4 cm x 25.4 cm)
Micron Rating	10 micron	1 micron (10 micron outer)	5 micron (15 micron outer)	20 micron (35 micron outer)
Temperature Rating	49°C (120°F)	45°C (115°F)	45°C (115°F)	45°C (115°F)
Shipping Weight	13 lbs (5.9 kg)	34 lbs (15.3 kg)	34 lbs (15.3 kg)	34 lbs (15.3 kg)
Case Quantity	15	24	24	24




- String wound cartridges
- FDA polypropylene cartridge with polypropylene core
- Low-cost sediment pre-filtration

- Modified carbon block cartridges for taste and odour
- Available in regular (10") and high-flow (20") configurations
- **PB models feature lead reduction**
- **Lead reduction: 2,500 gal @ 1.5 gpm (9,500 L @ 5 lpm)**

Chlorine: 13,000 gal @ 1.5 gpm
(50,000 L @ 5 lpm)

Chlorine: 13,000 gal @ 1.5 gpm
(50,000 L @ 5 lpm)

PART NUMBERS	SW5-HF	SW25-HF	SW50-HF	C-02	C-02PB
UPC CODE	773058017695	773058061353	773058047609	773058000215	773058998369
MAXIMUM FLOW RATES					
	18 GPM (68 lpm) (4.1 m ³ /hr)	20 GPM (75 lpm) (4.5 m ³ /hr)	21 GPM (80 lpm) (4.8 m ³ /hr)	4 GPM (15 lpm) (0.9 m ³ /hr)	4 GPM (15 lpm) (0.9 m ³ /hr)
SPECIFICATIONS					
Overall Dimensions	4 1/2" x 10" (11.4 cm x 25.4 cm)	4 1/2" x 10" (11.4 cm x 25.4 cm)	4 1/2" x 10" (11.4 cm x 25.4 cm)	2 1/2" x 20" (6.5 cm x 50.8 cm)	2 1/2" x 20" (6.5 cm x 50.8 cm)
Micron Rating	5 micron	25 micron	50 micron	10 micron	10 micron
Temperature Rating	49°C (120°F)	49°C (120°F)	49°C (120°F)	60°C (140°F)	60°C (140°F)
Shipping Weight	10 lbs (4.5 kg)	10 lbs (4.5 kg)	10 lbs (4.5 kg)	38 lbs (17.0 kg)	38 lbs (17.0 kg)
Case Quantity	8	8	8	12	12

<div>   </div> <div>   </div>						
<ul style="list-style-type: none"> Modified carbon block cartridges for taste and odour Available in regular (10") and high-flow (20") configurations PB models feature lead reduction 					<ul style="list-style-type: none"> Granulated activated carbon (GAC) cartridges for taste and odour Spun polypropylene post-filter to reduce fines 	
					ONLY SUITABLE FOR FB SERIES HOUSINGS	
	Chlorine: 22,000 gal @ 3 gpm (80,000 L @ 11 lpm)	Chlorine: 22,000 gal @ 3 gpm (80,000 L @ 11 lpm)	Chlorine: 40,000 gal @ 4 gpm (150,000 L @ 15 lpm)	Chlorine: 48,000 gal @ 4 gpm (182,000 L @ 15 lpm)	Chlorine: 12,500 gal @ 2.5 gpm (47,000 L @ 9 lpm)	Chlorine: 25,000 gal @ 4 gpm (95,000 L @ 15 lpm)
		Lead Reduction: 6,000 gal @ 3 gpm (22,000 L @ 11 lpm)		Lead Reduction: 11,000 gal @ 5 gpm (40,000 L @ 19 lpm)		
PART NUMBERS	C2-01	C2-01PB	C2-02	C2-02PB	C2-01GAC	C2-02GAC
UPC CODE	773058000222	773058998352	773058000239	773058998345	773058000185	773058000192
MAXIMUM FLOW RATES						
	6.5 GPM (25 lpm) (1.5 m ³ /hr)	6.5 GPM (25 lpm) (1.5 m ³ /hr)	10 GPM (38 lpm) (2.3 m ³ /hr)	10 GPM (38 lpm) (2.3 m ³ /hr)	5 GPM (19 lpm) (1.1 m ³ /hr)	9 GPM (34 lpm) (2.0 m ³ /hr)
SPECIFICATIONS						
Overall Dimensions	4 1/2" x 10" (10.8 cm x 25.4 cm)	4 1/2" x 10" (10.8 cm x 25.4 cm)	4 1/2" x 20" (10.8 cm x 50.8 cm)	4 1/2" x 20" (10.8 cm x 50.8 cm)	4 1/2" x 10" (11.4 cm x 25.4 cm)	4 1/2" x 20" (11.4 cm x 50.8 cm)
Micron Rating	10 micron	10 micron	10 micron	10 micron	20 micron	20 micron
Temperature Rating	60°C (140°F)	60°C (140°F)	60°C (140°F)	60°C (140°F)	60°C (140°F)	60°C (140°F)
Shipping Weight	38 lbs (17.0 kg)	38 lbs (17.0 kg)	33 lbs (15.0 kg)	33 lbs (15.0 kg)	38 lbs (17.0 kg)	35 lbs (16.0 kg)
Case Quantity	12	12	6	6	12	6



- Pleated polypropylene filter media
- Plastisol end caps are moulded to seal each end of pleats
- Seams are heat-sealed to eliminate by-pass
- High surface area of filter media for minimal initial Δp and high dirt-holding capacity
- Manufactured from FDA compliant materials
- Surfactant-free and binder-free
- Individually wrapped

PART NUMBERS	PP1A-1HF	PP5-1HF	PP30-1HF
UPC CODE	773058049252	773058006507	773058007818
MAXIMUM FLOW RATES			
	11 GPM (40 lpm) (2.4 m ³ /hr)	20 GPM (75 lpm) (4.5 m ³ /hr)	22 GPM (83 lpm) (5.0 m ³ /hr)
SPECIFICATIONS			
Overall Dimensions	4 1/2" x 10" (11.4 cm x 25.4 cm)	4 1/2" x 10" (11.4 cm x 25.4 cm)	4 1/2" x 10" (11.4 cm x 25.4 cm)
Micron Rating	1 micron ABSOLUTE	5 micron	30 micron
Temperature Rating	65°C (149°F)	65°C (149°F)	65°C (149°F)
Shipping Weight	9 lbs (3.6 kg)	8 lbs (3.6 kg)	8 lbs (3.6 kg)
Case Quantity	8	8	8

Professional // Housings

+ PLUS



- Heavy-duty three-piece design filter housing for 4 1/2" x 20" nominal cartridges
- Manufactured from food grade materials
- Pressure relief valve
- Bracket and wrench included

+ PLUS



- Heavy-duty three-piece design filter housing for 4 1/2" x 20" nominal cartridges
- Manufactured from food grade materials
- Pressure relief, shut-off and by-pass valves
- Bracket and wrench included

PART NUMBERS	AWP42B-V	AWP52B-V
UPC CODE	773058422000	773058522007
MAXIMUM FLOW RATES		
When using 5 micron cartridge	40 GPM (151 lpm) (9.1 m³/hr)	40 GPM (151 lpm) (9.1 m³/hr)
SPECIFICATIONS		
Overall Dimensions	8" x 25 1/2" (20.3 cm x 64.8 cm)	8" x 25 1/2" (20.3 cm x 64.8 cm)
Connection Size	1" FNPT	1" FNPT
Colour	White sump/blue head	White sump/blue head
Temperature Rating	38°C (100°F)	38°C (100°F)
Pressure Rating	100 psi (6.9 bar)	100 psi (6.9 bar)
Shipping Weight	9.5 lbs (4.3 kg)	9.5 lbs (4.3 kg)
OPTIONS		
Wrench	WR40-50 included	WR40-50 included
Bracket	BRHF included	BRHF included
5 micron cartridge	CMB-520-HF	CMB-520-HF
Taste/Odour Cartridge	C2-02/C2-02PB	C2-02/C2-02PB
REPLACEMENT PARTS		
O-ring	OR40-50 (x1)	OR40-50 (x1)

Professional // Cartridges




- High-performance sediment, dirt, and rust filter cartridges
- Manufactured from 100% melt-blown polypropylene
- Extremely rigid structure eliminates by-pass while providing superior filtration efficiency and extended life
- Formaldehyde-free and NSF 42 certified
- Grooved design provides increased surface area for improved filtering efficiency
- Available in 10", 20", 30", and 40" lengths (for 10" and 20" - see Tap/Home)

- High-performance sediment, dirt and rust filter cartridges
- Manufactured from 100% melt-blown polypropylene (surfactant-free, binder-free, and adhesive-free)
- Improved dirt-holding capacity - up to 3 times the capacity of conventional high flow filters
- Grooved design provides increased surface area for improved filtering efficiency

DUAL GRADIENT FILTERS

PART NUMBERS	AWP110-3	AWP110-4	CMB-120-HF	CMB-520-HF
UPC CODE	773058110037	773058110044	773058000147	773058000154
MAXIMUM FLOW RATES				
	15 GPM (57 lpm) (3.4 m³/hr)	19 GPM (72 lpm) (4.3 m³/hr)	17 GPM (64 lpm) (3.9 m³/hr)	32 GPM (120 lpm) (7.2 m³/hr)
SPECIFICATIONS				
Overall Dimensions	2 1/2" x 30" (6.4 cm x 76.2 cm)	2 1/2" x 40" (6.4 cm x 101.6 cm)	4 1/2" x 20" (11.4 cm x 50.8 cm)	4 1/2" x 20" (11.4 cm x 50.8 cm)
Micron Rating	5 micron	5 micron	1 micron (10 micron outer)	5 micron (15 micron outer)
Temperature Rating	45°C (115°F)	45°C (115°F)	45°C (115°F)	45°C (115°F)
Shipping Weight	29 lbs (13.2 kg)	44 lbs (20 kg)	33.6 lbs (15.3 kg)	33.6 lbs (15.3 kg)
Case Quantity	25	25	12	12

Professional // Cartridges



- High-performance sediment, dirt and rust filter cartridges
- Manufactured from 100% melt-blown polypropylene (surfactant-free, binder-free, and adhesive-free)
- Improved dirt-holding capacity - up to 3 times the capacity of conventional high flow filters
- Grooved design provides increased surface area for improved filtering efficiency

- High-performance sediment, dirt, and rust filter cartridges
- String wound FDA polypropylene with polypropylene core
- Variety of micron ratings to choose from, low-cost sediment pre-filtration, 20" high-flow

DUAL GRADIENT FILTER

PART NUMBERS	CMB-2520-HF	SW5-HF2	SW25-HF2	SW50-HF2
UPC CODE	773058000161	773058058926	773058061605	773058047616
MAXIMUM FLOW RATES				
	36 GPM (140 lpm) (8.4 m ³ /hr)	32 GPM (120 lpm) (7.2 m ³ /hr)	36 GPM (140 lpm) (8.4 m ³ /hr)	40 GPM (150 lpm) (9.0 m ³ /hr)
SPECIFICATIONS				
Overall Dimensions	4 1/2" x 20" (11.4 cm x 50.8 cm)	4 1/2" x 20" (11.4 cm x 50.8 cm)	4 1/2" x 20" (11.4 cm x 50.8 cm)	4 1/2" x 20" (11.4 cm x 50.8 cm)
Micron Rating	20 micron (35 micron outer)	5 micron	25 micron	50 micron
Temperature Rating	45°C (115°F)	49°C (120°F)	49°C (120°F)	49°C (120°F)
Shipping Weight	33.6 lbs (15.3 kg)	12 lbs (5.4 kg)	12 lbs (5.4 kg)	12 lbs (5.4 kg)
Case Quantity	12	4	4	4





Professional // Cartridges





- High-performance sediment, dirt and rust filter cartridges
- Pleated polypropylene filter media
- Plastisol end caps are moulded to seal each end of pleats, seams are heat-sealed to eliminate by-pass
- High surface area of filter media for minimal initial Δp and high dirt holding capacity
- FDA-approved materials, surfactant-free and binder-free, polypropylene cores, polyethylene netting on polypropylene media filters

PART NUMBERS	PP1A-2HF	PP5-2HF	PP30-2HF
UPC CODE	773058049306	773058057028	773058006705
MAXIMUM FLOW RATES			
	22 GPM (83 lpm) (5.0 m ³ /hr)	40 GPM (151 lpm) (9.1 m ³ /hr)	40 GPM (151 lpm) (9.1 m ³ /hr)
SPECIFICATIONS			
Overall Dimensions	4 1/2" x 20" (11.4 cm x 50.8 cm)	4 1/2" x 20" (11.4 cm x 50.8 cm)	4 1/2" x 20" (11.4 cm x 50.8 cm)
Micron Rating	1 micron ABSOLUTE	5 micron	30 micron
Temperature Rating	65°C (149°F)	65°C (149°F)	65°C (149°F)
Shipping Weight	9 lbs (4.1 kg)	8 lbs (3.6 kg)	8 lbs (3.6 kg)
Case Quantity	4	4	4

Specialty // Filters

				
	<ul style="list-style-type: none"> Valved head, 3/8" FNPT quick change filters easily removed with a twist Sanitary, sterile design - hands do not touch any media Single systems used for single faucet, office water coolers, pre-UV filtration, water fountains, and a variety of other applications 	<ul style="list-style-type: none"> Stainless Steel Filter housing with locking ring for 2 1/2" x 10" high temperature cartridges Includes mounting bracket, pin wrench, and mounting screws 	<ul style="list-style-type: none"> Stainless Steel Filter assembly for hydronic systems Brass ball isolation valves Flow indicator Accommodates one 10" nominal (high temperature) cartridge 	<ul style="list-style-type: none"> Stainless Steel Filter housing with locking ring for 2 1/2" x 20" high temperature cartridges Includes mounting bracket, pin wrench and mounting screws
PART NUMBERS	QVC	FSS-34	FSS34-HWS	FSS2-34
UPC CODE	773058047999	773058034005	773058034609	773058023405
MAXIMUM FLOW RATES				
When using 5 micron cartridge	0.5 GPM (1.9 lpm)(1.15 m³/hr)	5 GPM (19 lpm) (1.1 m³/hr)	5 GPM (19 lpm) (1.1 m³/hr)	10 GPM (38 lpm) (2.2 m³/hr)
SPECIFICATIONS				
Overall Dimensions	3" x 2" (7.6 cm x 5 cm)	4" x 13 3/8" (10.1 cm x 34 cm)		4" x 24" (10.1 cm x 60.9 cm)
Connection Size	3/8" FNTP	3/4" FNPT	3/4" FNPT	3/4" FNPT
Colour	White	304 SST	304 SST	304 SST
Temperature Rating	38°C (100°F)	93°C (200°F)	90°C (194°F)	93°C (200°F)
Pressure Rating	85 psi (5.6 bar)	150 psi (10.3 bar)	150 psi (10.3 bar)	150 psi (10.3 bar)
Shipping Weight	1 lbs (0.5 kg)	6 lbs (2.7 kg)	10 lbs (4.5 kg)/1	8 lbs (3.6 kg)
OPTIONS				
Wrench	—	Included	Included	Included
Bracket	Included	Included	Included	Included
5 micron cartridge	AWP5605	ST5-1	ST5-1	ST5-2
Taste/Odour Cartridge	AWP5633	—	—	—
REPLACEMENT PARTS				
O-ring Kit	—	KIT-FSS	KIT-FSS	KIT-FSS

Specialty // Cartridges

				
	<ul style="list-style-type: none"> Quick-Change polypropylene cartridge for sediment reduction. (Used with QVC valve) 	<ul style="list-style-type: none"> Quick-Change GAC cartridge for taste, odour, and chlorine-reduction. (Used with QVC valve) 	<ul style="list-style-type: none"> MAZ (Manganese Activated Zeolite®) oxidizing cartridge for the reduction of iron, manganese, and sulphur. Iron reduction capacity: 26,000 gal (98,000 L) @ 3 ppm maximum iron Fits 20" plastic high flow style filter housings 	<ul style="list-style-type: none"> String wound natural cotton cartridge with tinned core used for non-potable liquids (eg; vegetable oils, organic solvents, process water, hot water) A variety of micron ratings to choose from in 10" and 20" sizes for application flexibility
PART NUMBERS	AWP5605	AWP5633	20BB/MAZ	ST1-1
UPC CODE	773058056052	773058056335	773058005449	773058055079
MAXIMUM FLOW RATES				
	0.5 GPM (1.9 lpm) (0.1 m³/hr)	0.5 GPM (1.9 lpm) (0.1 m³/hr)	8 GPM (30 lpm) (1.8 m³/hr)	3 GPM (11 lpm) (0.7 m³/hr)
SPECIFICATIONS				
Overall Dimensions	2 1/2" x 12" (6.35 cm x 30 cm)	2 1/2" x 12" (6.35 cm x 30 cm)	4 3/4" x 19 3/4" (12 cm x 50.2 cm)	2 3/8" X 10" (6.2 cm x 25.4 cm)
Micron Rating	5 micron	20 micron	N/A	1 micron
Temperature Rating	38°C (100°F)	38°C (100°F)	38°C (100°F)	121°C (250°F)
Shipping Weight	1 lbs (0.5 kg)	1 lbs (0.5 kg)	34 lbs (15.5 kg)	14 lbs (6.4 kg)
Case Quantity	—	—	4	30

Specialty // Cartridges



- String wound natural cotton cartridge with tinned core used for non-potable liquids (eg; vegetable oils, organic solvents, process water, hot water)
- A variety of micron ratings to choose from in 10" and 20" sizes for application flexibility

PART NUMBERS	ST5-1	ST5-2	ST10-1
UPC CODE	773058055086	773058048323	773058055093
MAXIMUM FLOW RATES			
	5 GPM (19 lpm) (1.1 m ³ /hr)	10 GPM (38 lpm) (2.2 m ³ /hr)	6 GPM (23 lpm) (1.4 m ³ /hr)
SPECIFICATIONS			
Overall Dimensions	2 3/8" x 10" (6.2 cm x 25.4 cm)	2 3/8" x 20" (6.2 cm x 50.8 cm)	2 3/8" x 10" (6.2 cm x 25.4 cm)
Micron Rating	5 micron	5 micron	10 micron
Temperature Rating	121°C (250°F)	121°C (250°F)	121°C (250°F)
Shipping Weight	14 lbs (6.4 kg)	17 lbs (7.47 kg)	14 lbs (6.4 kg)
Case Quantity	30	15	30

Specialty // Cartridges



- String wound natural cotton cartridge with tinned core used for non-potable liquids (eg; vegetable oils, organic solvents, process water, hot water)
- A variety of micron ratings to choose from in 10" and 20" sizes for application flexibility

PART NUMBERS	ST25-1	ST25-2	ST50-1
UPC CODE	773058055109	773058047845	773058055116
MAXIMUM FLOW RATES			
	6 GPM (23 lpm) (1.4 m³/hr)	12 GPM (45 lpm) (2.7 m³/hr)	6 GPM (23 lpm) (1.4 m³/hr)
SPECIFICATIONS			
Overall Dimensions	2 3/8" x 10" (6.2 cm x 25.4 cm)	2 3/8" x 20" (6.2 cm x 50.8 cm)	2 3/8" x 10" (6.2 cm x 25.4 cm)
Micron Rating	25 micron	25 micron	50 micron
Temperature Rating	121°C (250°F)	121°C (250°F)	121°C (250°F)
Shipping Weight	14 lbs (6.4 kg)	17 lbs (7.47 kg)	14 lbs (6.4 kg)
Case Quantity	30	15	30

Accessories



UV Accessories

Product Family	PART #	DESCRIPTION
	270272-R	COMMcenter - for PRO series platform including H Plus and K Plus models. Displays UV dose, alarm history, lamp hours and other performance parameters. Includes dry contact connection for external functionality.
	270268-R	4-20mA signal interface for PRO and UVMAX PLUS series
	602942	RJ45 ethernet cable for connecting COMMcenter to PRO platform controller or controllers in series
	603071	Remote options cord for connection of D4, E4, and F4 controllers to external devices
	260224-R	Cable Assembly, USB to mini-USB for LCD controller uploads
	650537	Temperature Management Valve, 3/4", for thermal management of hot water. Suitable for all UV systems with 3/4" MNPT outlet connection. Access to drain required
	650538	Temperature Management Valve, 1", for thermal management of hot water. Suitable for all UV systems with 1" MNPT outlet connection. Access to drain required
	650627	Solenoid valve kit, low lead compliant, 24V, 1", for PRO series platform including H and H Plus UV systems.
	410888-R	Solenoid valve kit, low lead compliant, 24V, 2", for PRO 50, K and K Plus UV systems.
	650717-001	Solenoid valve kit, low lead compliant, 24V (110V input), 3/4", for D4 Premium, D4+, as well as older D4 units with 650713-007 controller (includes junction box).
	650717-002	Solenoid valve kit, low lead compliant, 24V (110V input), 1", for E4/E4 Plus and F4/F4 Plus UV systems (includes junction box).
	650705	Junction box only for 650717-001/002
	SOL-0.75	Solenoid valve kit, low lead compliant, 110V, 3/4", for SSM series
	SOL-0.75/2	Solenoid valve kit, low lead compliant, 230V, 3/4", for SSM series
	SOL-1.0	Solenoid valve kit, low lead compliant, 110V, 1", for VH410M, VP600M, and VP950M UV systems.
	SOL-1.0/2	Solenoid valve kit, low lead compliant, 230V, 1", for VH410M/2, VP600M/2, and VP950M/2 UV systems.
	270285-R	Junction box for solenoid valve, Sterilight Platinum systems
	260134	"Y" cable for providing 4-20mA output signal from UV sensor. Suitable for connection to VP600M, VP950M and VH410M UV systems only.
	260135	Solenoid connection cable for VP600M/VP950M/VH410M
	FRSS-1.5	Flow restrictor, 1.5 gpm (5.6 lpm), 1/2" FNPT, 316L stainless steel
	FRSS-2.5	Flow restrictor, 2.5 gpm (9.4 lpm), 1/2" FNPT, 316L stainless steel
	FRSS-3.5	Flow restrictor, 3.5 gpm (13.2 lpm), 1/2" FNPT, 316L stainless steel
	FRSS-4.3	Flow restrictor, 4.3 gpm (16.2 lpm), 3/4" FNPT, 304 stainless steel
	FRSS-6-34	Flow restrictor, 6.0 gpm (22.6 lpm), 3/4" FNPT, 304 stainless steel
	FRSS-6	Flow restrictor, 6.0 gpm (22.6 lpm), 1" FNPT, 316L stainless steel
	FRSS-8	Flow restrictor, 8.0 gpm (30.2 lpm), 1" FNPT, 316L stainless steel
	FRSS-8.9	Flow restrictor, 8.9 gpm (33.6 lpm), 3/4" FNPT, 304 stainless steel
	FRSS-10	Flow restrictor, 10.0 gpm (37.8 lpm), 3/4" FNPT, 304 stainless steel
	FRSS-12	Flow restrictor, 12.0 gpm (45.4 lpm), 1" FNPT, 316L stainless steel
	FRSS-15	Flow restrictor, 15.0 gpm (56.7 lpm), 1" FNPT, 316L stainless steel
	FRSS-15.8	Flow restrictor, 15.8 gpm (59.7 lpm), 1" FNPT, 316L stainless steel
	FRSS-20	Flow restrictor, 20.0 gpm (75.6 lpm), 1" FNPT, 316L stainless steel
	FRSS-26.1	Flow restrictor, 26.1 gpm (98.6 lpm), 1" FNPT, 316L stainless steel
	VENT-CHF	Installation kit for S8Q-OZ
	OE-001	Installation kit for S2Q-OZ
	VH-KIT	UV system installation kit for 3/4" connections
	SHF-FL03	Install kit for SHF-140 and SHF-180 series (3" mating flange & gasket)
	SHF-FL04	Install kit for SHF-290 series (4" mating flange & gasket)

Filter Accessories

Product Family	PART #	DESCRIPTION
	FM-10	Steel mounting bracket for FB-34PR/FC-34PR filter housings
	FM-20	Powder coated steel mounting bracket for FB2-34PR filter housings
	FM-25	Powder coated steel mounting bracket for FB1/FB2 "high flow" filter housings
	FM-30	Steel mounting bracket for FC-34V filter housings
	BR30-32	Powder coated steel mounting bracket for AWP30/32 series
	BRHF	Powder coated steel mounting bracket for AWP40/42/50/52B-V filter housings
	WR-100	Sump removal wrench for FB-34PR/FC-34PR and RO-4S filter housings
	WR-200	Sump removal wrench for FB2-34PR filter housings
	WR-300	Sump removal wrench for FC-34V filter housings
	WR-500	Sump removal wrench for FB1/FB2 "high flow" filter housings
	WR40-50	Sump removal wrench for AWP40/42/50/52B-V filter housings
	WR20-32	Sump removal wrench for AWP32B-V filter housings

Reverse Osmosis Faucets

Product Family	PART #	DESCRIPTION
	FLR14	Long reach faucet, 1/4", chrome plated
	FLR38	Long reach faucet, 3/8", chrome plated
	10-166	Air gap faucet, 1/4", chrome plated
	CDP-6800	Booster pump with transformer and pressure switch (install before RO membrane)
	5502-IDN2-V77D	Delivery pump (post RO)



Replacement Parts - UV







Replacement Parts - UV

PART	MODEL	DESCRIPTION	SHIPPING WEIGHT
Replacement Lamps			
Home & Tap			
S212RL		used in VT1, SQ-PA, SC1	1 lbs (0.4 kg)
S212RL/12		S212RL economy 12-pack	11 lbs (5.0 kg)
S330RL		used in VT4, S2Q-PA, SSM-17, SC4	1 lbs (0.4 kg)
S330RL/12		S330RL economy 12-pack	12 lbs (5.5 kg)
S463RL		used in S5Q-PA, SSM-24	1 lbs (0.4 kg)
S463RL/12		S463RL economy 12-pack	12 lbs (5.5 kg)
S810RL		used in S8Q-PA, SSM-37	2 lbs (0.9 kg)
S810RL/12		S810RL economy 12-pack	20 lbs (9.1 kg)
S200RL-HO		used in VH200, SC-200, SCM-200, SPV-200, SP200-HO, SPV-3.5	1 lbs (0.4 kg)
S200RL-HO/12		S200RL-HO economy 12-pack	12 lbs (5.5 kg)
S410RL-HO		used in VH410, VH410M, SC-410, SCM-410, SPV-410, SP410-HO, SPV-8	2 lbs (0.9 kg)
S410RL-HO/12		S410RL-HO economy 12-pack	20 lbs (9.1 kg)
602805		used in D, D4/PLUS, D4-V, D4 Premium, C, C4, C4-V and IHS (D4)	2 lbs (0.9 kg)
602805/12		602805 economy 12-pack	20 lbs (9.1 kg)
Professional			
602806		used in E/PLUS, E4/PLUS, E4-V, PRO7 and IHS (E4)	2 lbs (0.9 kg)
602806/12		602806 economy 12-pack	20 lbs (9.1 kg)
602807		used in F/PLUS, F4/PLUS, F4-V, PRO15	1 lbs (0.4 kg)
602854		used in G/PLUS, PRO10	1 lbs (0.4 kg)
602854/12		602854 economy 12-pack	12 lbs (5.5 kg)
602855		used in H/PLUS, PRO20	1 lbs (0.4 kg)
602855/12		602855 economy 12-pack	20 lbs (9.1 kg)
602856		used in J/PLUS, K/PLUS, PRO30, PRO50, S80, SM80, SV50	2 lbs (0.9kg)
S600RL-HO		used in VP600, VP600M, SC-600, SCM-600, SPV-600, SP600-HO, SPV-12	2 lbs (0.9kg)
S600RL-HO/12		S600RL-HO economy 12-pack	20 lbs (9.1 kg)
S950RL-HO		used in VP950, VP950M, SPV-950, SP950-HO, SPV-20	2 lbs (0.9kg)
S740RL-4C		used in SHF-140, SHFM-140	2 lbs (0.9kg)
S950RL-4C		used in SHF-180, SHFM-180, SHF-290, SHFM-290	2 lbs (0.9kg)
Older Systems			
602803		used in A	1 lbs (0.4 kg)
602803/12		602803 economy 12-pack	11 lbs (5.0 kg)
602804		used in B, B4, B4-V	12 lbs (5.5 kg)
602804/12		602804 economy 12-pack	11 lbs (5.0 kg)
S287RL		used in S1Q-PA, SSM-14 and SC2.5	1 lbs (0.4 kg)
S287RL/12		S287RL economy 12-pack	11 lbs (5.0 kg)
S100RL-HO		used in SPV-1.5, SP100-HO	1 lbs (0.4 kg)
S150RL-HO		used in SPV-2.5, SP150-HO	1 lbs (0.4 kg)
S320RL-HO		used in SPV-6, SP320-HO, SC-320, SCM-320	2 lbs (0.9 kg)
S320RL-HO/12		S320RL-HO economy 12-pack	19 lbs (8.6 kg)
S740RL-HO		used in SPV-740, SPV-15, SP740-HO, SC-740, SCM-740	2 lbs (0.9 kg)
S740RL-HO/12		S740RL-HO economy 12-pack	21 lbs (9.5 kg)
S36RL		used in S12Q, S24Q, S40Q, SSM-39, SUV 24-100P SERIES	2 lbs (0.9 kg)
S36RL/12		S36RL economy 12-pack	21 lbs (9.5 kg)
S64RL/4		used in SUV 225P-800P SYSTEMS (4 Pack)	8 lbs (3.6 kg)
S36RL-AM		used in SUVAM-1C/1.5, SUVAM-2C/2, and SUVAM 400/2	2 lbs (0.9 kg)
S64RL-AM/4		used in SUVAM 600/2 and SUVAM 1000/2 (4 Pack)	8 lbs (3.6 kg)




PART	MODEL	DESCRIPTION	SHIPPING WEIGHT
	TOC only (185nm)		
	S212ROL	TOC retrofit for SQ-PA - Sterilume® 185nm lamp - not for disinfection	1 lbs (0.4 kg)
	S287ROL	TOC retrofit for S1Q-PA - Sterilume® 185nm lamp - not for disinfection	1 lbs (0.4 kg)
	S810ROL	TOC retrofit for S8Q-PA - Sterilume® 185nm lamp - not for disinfection	2 lbs (0.9 kg)
	S64ROL/4	TOC replacement used in SUV TOC systems	8 lbs (3.6 kg)
	Ozone (185nm)		
	S415ROL	used in S2Q-OZ SYSTEMS - Sterilume® 185nm lamp - for ozone systems only	1 lbs (0.4 kg)
	S8ROL/4P	used in S8Q-OZ and S8ROZAP SYSTEMS - Sterilume® 185nm lamp - for ozone systems only	2 lbs (0.9 kg)
	S330ROL	used in SC-OZ SYSTEMS - Sterilume® 185nm lamp - for ozone systems only	1 lbs (0.4 kg)
Quartz Sleeves			
	Home & Tap		
	QS-001	used in VH200, S1Q-PA, SSM-14	1 lbs (0.4 kg)
	QS-212	used in VT1, SQ-PA	1 lbs (0.4 kg)
	QS-330	used in VT4, S2Q-PA, SSM-17	1 lbs (0.4 kg)
	QS-463	used in S5Q-PA, SSM-24	1 lbs (0.4 kg)
	QS-810	used in S8Q-PA, SSM-37	1 lbs (0.4 kg)
	QSO-410	used in VH410	1 lbs (0.4 kg)
	602732	used in D, D4/PLUS, D4-V, D4 Premium, C, C4, C4-V and IHS (D4)	1 lbs (0.4 kg)
	Professional		
	QS-012	used in SHF-140, SHFM-140, S12Q-PA, S24Q, S40Q, SSM-39, SUV 24-100P SERIES	1 lbs (0.4 kg)
	QS-180	used in SHF-180 and SHFM-180	1 lbs (0.4 kg)
	QSO-600	used in VP600, VP600M	1 lbs (0.4 kg)
	QSO-950	used in VP950, VP950M, SHF-290, SHFM-290	2 lbs (0.9 kg)
	602733	used in E/PLUS, E4/PLUS, E4-V, PRO7 and IHS (E4)	1 lbs (0.4 kg)
	602734	used in F/PLUS, F4/PLUS, F4-V, PRO15	1 lbs (0.4 kg)
	602974	used in G/PLUS, PRO10	1 lbs (0.4 kg)
	602975	used in H/PLUS, PRO20	1 lbs (0.4 kg)
	602976	used in J/PLUS, K/PLUS, PRO30, PRO50, S80, SM80, SV50	2 lbs (0.9 kg)
	Older Systems		
	602730	used in A	1 lbs (0.4 kg)
	602731	used in B, B4, B4-V	1 lbs (0.4 kg)
	QS-212D	used in SC1	1 lbs (0.4 kg)
	QS-100	used in SPV-1.5, SP100-HO	1 lbs (0.4 kg)
	QS-150	used in SPV-2.5, SP150-HO	1 lbs (0.4 kg)
	QS-287D	Used in SC2.5	1 lbs (0.4 kg)
	QS-330D	used in SC4	1 lbs (0.4 kg)
	QS-200	used in SPV-200, SP200-HO, SPV-3.5, SC-200, SCM-200	1 lbs (0.4 kg)
	QS-320	used in SC-320, SCM-320, SP320-HO, SPV-6	1 lbs (0.4 kg)
	QS-410	used in SC-410, SCM-410, SPV-410, SP410-HO, SPV-8	1 lbs (0.4 kg)
	QS-600	used in SC-600, SCM-600, SPV-600, SP600-HO, SPV-12	1 lbs (0.4 kg)
	QS-740	used in SC-740, SCM-740, SPV-740, SP740-HO, SPV-15	1 lbs (0.4 kg)
	QS-950	used in SPV-950, SP950-HO, SPV-20	1 lbs (0.4 kg)
	QS-064/4	used in SUV 225P-800P SERIES (4 Pack)	8 lbs (3.6 kg)
	QS-A36	used in SUVAM-1C/1.5, SUVAM-2C/2, and SUVAM 400/2 SERIES	1 lbs (0.4 kg)
	QS-A64/4	used in STOCAM-6/2.5-12/3 and SUVAM 600 - SUVAM 1000 SERIES (4 Pack)	8 lbs (3.6 kg)

PART	MODEL	DESCRIPTION	SHIPPING WEIGHT
Lamp/Sleeve Combo Kits			
	Home & Tap		
	S212-QL	used in VT1, SQ-PA	2 lbs (0.9 kg)
	S330-QL	used in VT4, S2Q-PA, SSM-17	2 lbs (0.9 kg)
	S463-QL	used in S5Q-PA, SSM-24	2 lbs (0.9 kg)
	S810-QL	used in S8Q-PA, SSM-37	3 lbs (1.4 kg)
	QL-200	used in VH200 SERIES	2 lbs (0.9 kg)
	QL-410	used in VH410 SERIES	3 lbs (1.4 kg)
	602810-102	used in D, D4/PLUS, D4-V, D4 Premium, C, C4, C4-V and IHS (D4)	3 lbs (1.4 kg)
	Professional		
	602850-101	used in G/PLUS, PRO10	2 lbs (0.9 kg)
	602850-102	used in H/PLUS, PRO20	3 lbs (1.4 kg)
	602850-103	used in J/PLUS, K/PLUS, PRO30, PRO50, S80, SM80, SV50	3 lbs (1.4 kg)
	602810-103	used in E/PLUS, E4/PLUS, E4-V, PRO7 and IHS (E4)	4 lbs (1.8 kg)
	602810-104	used in F/PLUS, F4/PLUS, F4-V, PRO15	3 lbs (1.4 kg)
	QL-140	used in SHF-140, SHFM-140	3 lbs (1.4 kg)
	QL-180	used in SHF-180, SHFM-180	3 lbs (1.4 kg)
	QL-290	used in SHF-290, SHFM-290	3 lbs (1.4 kg)
	QL-600	used in VP600, VP600M	3 lbs (1.4 kg)
	QL-950	used in VP950, VP950M	3 lbs (1.4 kg)
	Older Systems		
	602809-100	used in A	2 lbs (0.9 kg)
	602810-101	used in B, B4, B4-V	2 lbs (0.9 kg)
	S287-QL	used in S1Q-PA, SSM-14	2 lbs (0.9 kg)
	S36-QL	used in S12Q-PA, S24Q, S40Q, SSM-39, SUV 24-100P SERIES	3 lbs (1.4 kg)
	SHO200-QL	used in SC-200, SCM-200, SPV-200, SP200-HO, SPV-3.5	2 lbs (0.9 kg)
	SHO320-QL	used in SC-320, SCM-320, SP320-HO, SPV-6	2 lbs (0.9 kg)
	SHO410-QL	used in SC-410, SCM-410, SPV-410, SP410-HO, SPV-8	3 lbs (1.4 kg)
	SHO600-QL	used in SC-600, SCM-600, SPV-600, SP600-HO, SPV-12	3 lbs (1.4 kg)
	SHO740-QL	used in SC-740, SCM-740, SPV-740, SP740-HO, SPV-15	3 lbs (1.4 kg)
	SHO950-QL	used in SPV-950, SP950-HO, SPV-20	3 lbs (1.4 kg)
Controllers			
	Home & Tap		
	BA-ICE-S	replacement controller kit, 100-240V for SQ-PA SERIES	2 lbs (0.9 kg)
	BA-ICE-CL	replacement controller kit, 100-240V for VH200, VH410, SC-200/320	3 lbs (1.4 kg)
	BA-VT	replacement controller kit, 100-130V for SC1, SC2.5, SC4, VT1, VT4	1 lbs (0.4 kg)
	BA-VT/2	replacement controller kit, 200-250V for SC1, SC2.5, SC4, VT1, VT4 with European (CEE-7/7) "Schuko" Power Cord	1 lbs (0.4 kg)
	BA-VT/2A	replacement controller kit, 200-250V for SC1, SC2.5, SC4, VT1, VT4 with Australian (AS 3112) Power Cord	1 lbs (0.4 kg)
	BA-VT/2B	replacement controller kit, 200-250V for SC1, SC2.5, SC4, VT1, VT4 with UK (BS 1363) Power Cord	1 lbs (0.4 kg)
NEW PART NUMBERS			
	650733R-002 (replaces 650713-007 for D4 series)	replacement controller kit, 100-240V for D4, D4-V, IHS12-D4, and IHS22-D4, also suitable for B4, B4-V, C4, C4-V - replaces 650713-006	3 lbs (1.4 kg)
	650733R-001 (replaces 650713-007 for E4/F4 series)	replacement controller kit, 100-240V for D4 PREMIUM/PLUS-V+, E4/PLUS-V, IHS22-E4 and F4/PLUS-V	3 lbs (1.4 kg)

PART	MODEL	DESCRIPTION	SHIPPING WEIGHT
   	Professional		
	650709-003	replacement controller kit, 100-240V for PRO10 RS (2008 on)	8 lbs (3.6 kg)
	650709-006	replacement controller kit, 100-240V for PRO20 RS (2008 on)	8 lbs (3.6 kg)
	650709-009	replacement controller kit, 100-240V for PRO30 RS (2008 on)	8 lbs (3.6 kg)
	650709-013	replacement controller kit, 100-240V for PRO24-186	8 lbs (3.6 kg)
	650709-014	replacement controller kit, 100-240V for PRO24-100	8 lbs (3.6 kg)
	660020-R	replacement controller kit, 100-240V for PRO50, SV50	8 lbs (3.6 kg)
	650709-004	replacement controller kit, 100-240V for H	8 lbs (3.6 kg)
	650709-005	replacement controller kit, 100-240V for H PLUS	8 lbs (3.6 kg)
	660018-R	replacement controller kit, 100-240V for K, S80	8 lbs (3.6 kg)
	660019-R	replacement controller kit, 100-240V for K PLUS, SM80	8 lbs (3.6 kg)
	BA-ICE-C	replacement controller kit, 100-240V for VH410M, VP600, VP950, SC-600/740	3 lbs (1.4 kg)
	BA-ICE-CM	replacement controller kit, 100-240V for VP600M, VP950M, SCM-600/740	4 lbs (1.8 kg)
	BA-ICE-HF	replacement controller kit, 100-240V for SHF SERIES	4 lbs (1.8 kg)
	BA-ICE-M-HF	replacement controller kit, 100-240V for SHFM SERIES	4 lbs (1.8 kg)
	Specialty		
	BA-ICE-V	replacement controller kit, 100-240V for S2Q-PV, S5Q-PV	2 lbs (0.9 kg)
	BA-ICE-SO	replacement controller kit, 100-250V for S2Q-OZ, S8Q-OZ	2 lbs (0.9 kg)
	BA-RO/P/12	replacement controller kit, 12VDC for ALL /12VDC MODELS	1 lbs (0.4 kg)
	Older Systems		
	650733R-002	replacement controller kit, 100-240V for B4, B4-V, C4, C4-V (replaces 650713-006)	3 lbs (1.4 kg)
	650716-006	replacement controller kit, 100-130V for B, C (power cord included)	2 lbs (0.9 kg)
	650716-007	replacement controller kit, 100-240V for D, E, F, PRO7, PRO15	2 lbs (0.9 kg)
	650716-012	replacement controller kit, 200-250V for B, C (power cord included)	2 lbs (0.9 kg)
	650414	replacement controller kit, 100-130V for A	1 lbs (0.4 kg)
	650415	replacement controller kit, 200-250V for A	1 lbs (0.4 kg)
	650629-010	replacement controller kit, 100-240V for PRO10 (PRE-2008)	8 lbs (3.6 kg)
	650629-020	replacement controller kit, 100-240V for PRO20 (PRE-2008)	8 lbs (3.6 kg)
	650629-030	replacement controller kit, 100-240V for PRO30 (PRE-2008)	8 lbs (3.6 kg)
	650709-001	replacement controller kit, 100-240V for G	8 lbs (3.6 kg)
	650709-002	replacement controller kit, 100-240V for G PLUS	8 lbs (3.6 kg)
	650709-007	replacement controller kit, 100-240V for J	8 lbs (3.6 kg)
	650709-008	replacement controller kit, 100-240V for J PLUS	8 lbs (3.6 kg)
	BA-ICE-SM	replacement controller kit, 100-240V for SSM SERIES	3 lbs (1.4 kg)
	SPC-ICE-HO	replacement controller kit, 100-240V for SP AND SPV SERIES	4 lbs (1.8 kg)
	BA-ICE-3F	replacement controller kit, 100-130V or 200-250V for SQ and SQ-GOLD SERIES	2 lbs (0.9 kg)
	BA-E36122	replacement controller kit, 100-250V for SUV 24P-100P, S24Q/GOLD	2 lbs (0.9 kg)
	BA-E6412	replacement controller kit, 100-130V for SUV 225P-800P SERIES	2 lbs (0.9 kg)
	BA-E6422	replacement controller kit, 200-250V for SUV 225P-800P SERIES	2 lbs (0.9 kg)
	210071-REPL	replacement controller kit, SUVAM and STOCAM SERIES	4 lbs (1.8 kg)
Power Cords			
	602636	replacement power cord, 100-130V North American Plug (NEMA 5-15P)	1 lbs (0.4 kg)
	602637	replacement power cord, 200-250V European Plug (CEE 7/7)	1 lbs (0.4 kg)
	260012	replacement power cord, 200-250V UK Plug (BS 1363)	1 lbs (0.4 kg)
	260013	replacement power cord, 200-250V Australian Plug (AS 3112)	1 lbs (0.4 kg)
	260019	replacement power cord, 100-250V, bare leads (no plug)	1 lbs (0.4 kg)

PART	MODEL	DESCRIPTION	SHIPPING WEIGHT
Sensors			
	Home		
	650703	sensor for D/D4 PLUS, E/E4 PLUS, F/F4 PLUS, PRO7, PRO15	1 lbs (0.4 kg)
	254NM-C1	sensor for VH410M, SCM series	1 lbs (0.4 kg)
	Professional		
	650580	sensor for G PLUS, H PLUS, J PLUS, K PLUS, PRO10, PRO20, PRO30, PRO50	1 lbs (0.4 kg)
	254NM-HF	sensor for SHFM SERIES	1 lbs (0.4 kg)
	Older Systems		
	254NM-FP1	sensor for SP SERIES	1 lbs (0.4 kg)
	254NM-FP2	sensor for SPV SERIES	1 lbs (0.4 kg)
	254NM-S1	sensor for SSM-14, SSM-17, SSM-24, SSM-37	1 lbs (0.4 kg)
	254NM-S2	sensor for SSM-39	1 lbs (0.4 kg)
	440155	sensor for SUVAM SERIES	1 lbs (0.4 kg)
Miscellaneous			
	O-rings		
	002045	O-ring for A, B/B4/B4-V, C/C4/C4-V/PLUS, D/D4/D4-V/PLUS, E/E4/E4-V/PLUS, F/F4/F4-V/PLUS, IHS SERIES	1 lbs (0.4 kg)
	002233	Quartz sleeve O-ring for PRO SERIES, G/PLUS, H/PLUS, J/PLUS, K/PLUS	1 lbs (0.4 kg)
	410867	O-ring for RN-001 retaining nut (SQ/SSM/SC/SCM/SP/SPV/VT/VH/VP SERIES)	1 lbs (0.4 kg)
	410715	O-ring for 254NM series sensors	1 lbs (0.4 kg)
	002222	O-ring for PRO/UVMAX sensors	1 lb (0.4 kg)
	410933-R	O-ring for S2Q-OZ, S8Q-OZ, S2ROZAP, S8ROZAP SYSTEMS	1 lbs (0.4 kg)
	410716	O-ring for SC-OZ	1 lbs (0.4 kg)
	Sleeve Bolts/Nuts		
	602665	Sleeve bolt for A, B/B4/B4-V, C/C4/C4-V/PLUS, D/D4/D4-V/PLUS, E/E4/E4-V/PLUS, F/F4/F4-V/PLUS, IHS SERIES	1 lbs (0.4 kg)
	603000	Safety cap for B/B4/B4-V, C/C4/C4-V/PLUS, D/D4/D4-V/PLUS, E/E4/E4-V/PLUS, F/F4/F4-V/PLUS, IHS SERIES	1 lbs (0.4 kg)
	602916	Top sleeve bolt for PRO SERIES, G/PLUS, H/PLUS, J/PLUS, K/PLUS	1 lbs (0.4 kg)
	603053	Bottom sleeve bolt for PRO SERIES, G/PLUS, H/PLUS, J/PLUS, K/PLUS	1 lbs (0.4 kg)
	602988	Sleeve removal tool for PRO SERIES, G/PLUS, H/PLUS, J/PLUS, K/PLUS	1 lbs (0.4 kg)
	602896	Lamp cord retainer wire form for PRO SERIES, G/PLUS, H/PLUS, J/PLUS, K/PLUS	1 lbs (0.4 kg)
	420407	Retaining nut for SC-OZ	1 lbs (0.4 kg)
	RN-001/1	Retaining nut for SQ/SSM/SC/SCM/SP/SPV/VT/VH/VP SERIES, S2Q-OZ, S8Q-OZ	1 lbs (0.4 kg)
	Other		
	SP008	Quartz sleeve spring for SQ/SSM/SC/SCM/SP/SPV/VT/VH/VP SERIES	1 lbs (0.4 kg)
	410846	Aluminum chamber clamp kit, 2.5" for S1Q-PA, S2Q-PA, S5Q-PA, S8Q-PA	1 lbs (0.4 kg)
	410076	Aluminum chamber clamp kit, 3.5" for S12Q-PA, SC/SCM/SP/SPV/VP SERIES,	1 lbs (0.4 kg)
	410982R-10	Flow meter for PRO10	2 lbs (0.9 kg)
	410982R-20	Flow meter for PRO20	2 lbs (0.9 kg)
	410982R-30	Flow meter for PRO30	2 lbs (0.9 kg)
	650630	Cool-touch fan kit, PRO SERIES, H, H+, K, K+	2 lbs (0.9 kg)
	602930	Plug sensor port	

Replacement Parts - Filters

PART	MODEL	DESCRIPTION	SHIPPING WEIGHT
Filters/Reverse Osmosis			
	O-rings		
	OR-4	O-ring for FB-34PR/FC-34PR and RO-4S FILTER HOUSINGS	1 lbs (0.4 kg)
	410959-R	O-ring for FB1-DO and FB2-DO SERIES (INCLUDING FB1-1PR-PS) - 2 required per housing	1 lbs (0.4 kg)
	OR-5	O-ring for old FB1, FC1, and FB2 SERIES (SINGLE O-RING DESIGN)	1 lbs (0.4 kg)
	OR-6	O-ring for FC-34V	1 lbs (0.4 kg)
	OR-8	O-ring for FB2-34PR	1 lbs (0.4 kg)
	KIT-FSS	Seal kit for FSS STAINLESS SERIES	1 lbs (0.4 kg)
	OR-FSS	O-ring for FSS STAINLESS SERIES	1 lbs (0.4 kg)
	GK-FSS	Gasket for FSS STAINLESS SERIES	1 lbs (0.4 kg)
	OR5-13	O-ring for 2-PIECE AWP5, 10, 12 SERIES	1 lbs (0.4 kg)
	OR20-32	O-ring for 3-PIECE AWP20, 22, 30, 32 SERIES	1 lbs (0.4 kg)
	OR40-50	O-ring for 3-PIECE AWP40, 42, 50, 52 SERIES	1 lbs (0.4 kg)
	410552	O-ring for FS4-20-HF STAINLESS SERIES	1 lbs (0.4 kg)
	Cartridges		
	AWP110	5 micron, pre-filter, first stage, for RO-4S, and 10" DWS systems	16 lbs (7.2 kg)/50
	AWP110-2	5 micron, pre-filter for 20" DWS systems	20 lbs (9.5 kg)/30
	AWP117	Carbon pre-filter for 10" DWS systems	30 lbs (14 kg)/24
	C-01	Carbon pre-filter, second stage, for RO-4S	40 lbs (18 kg)/24
	C-01PB	Carbon/lead removal pre-filter for 10" DWS systems	40 lbs (18 kg)/24
	C-02	Carbon pre-filter for 20" DWS systems	38 lbs (17 kg)/12
	C-02PB	Carbon/lead removal pre-filter for 20" DWS systems	38 lbs (17 kg)/12
	RO-TW30	Membrane, third stage, for RO-4S	1 lbs (0.4 kg)
	F-ICE10	Carbon post-filter, fourth stage, for RO-4S	18 lbs (8.2 kg)/25
	CMB-510-HF	5 micron pre-filter for IHS12-D4	34 lbs (15.3 kg)/24
	CMB-520-HF	5 micron pre-filter for IHS22-D4 & IHS22-E4	33.6 lbs (15.3 kg)/12
	C2-02	Carbon pre-filter for IHS12-D4, IHS22-D4 & IHS22-E4	33 lbs (15.0 kg)/6
	C2-02PB	Carbon/lead removal pre-filter for IHS12-D4, IHS22-D4 & IHS22-E4	33 lbs (15.0 kg)/6



Specification Charts

Specifications / Tap


MODEL				
N. America (NEMA)	VT1	VT1-DWS	VT4	VT4-DWS11
EU CEE (CEE 7-7)	VT1/2	VT1-DWS/2	VT4/2	VT4-DWS11/2
AUS/NZ (AS 3112)	VT1/2A	VT1-DWS/2A	VT4/2A	VT4-DWS11/2A
UK (BS 1363)	VT1/2B	VT1-DWS/2B	VT4/2B	VT4-DWS11/2B
FLOW RATES				
Rated flow at dose 16 mJ/cm ² @ 95% UVT	2 GPM (8 lpm) (0.5 m ³ /hr)	2 GPM (8 lpm) (0.5 m ³ /hr)	6.5 GPM (24 lpm) (1.4 m ³ /hr)	6.5 GPM (24 lpm) (1.4 m ³ /hr)
Rated flow at dose 30 mJ/cm ² @ 95% UVT	1 GPM (4 lpm) (0.25 m ³ /hr)	1 GPM (4 lpm) (0.25 m ³ /hr)	3.5 GPM (13 lpm) (0.8 m ³ /hr)	3.5 GPM (13 lpm) (0.8 m ³ /hr)
Rated flow at dose 40 mJ/cm ² @ 95% UVT	0.7 GPM (3 lpm) (0.2 m ³ /hr)	0.7 GPM (3 lpm) (0.2 m ³ /hr)	2.5 GPM (9 lpm) (0.6 m ³ /hr)	2.5 GPM (9 lpm) (0.6 m ³ /hr)
OPERATING PARAMETERS				
Max. Operating Pressure	125 psi (8.62 bar)	100 psi (6.9 bar)	125 psi (8.62 bar)	100 psi (6.9 bar)
Ambient Air Temperature	0°C - 40°C (32°F - 104°F)	0°C - 50°C (32°F - 122°F)	0°C - 40°C (32°F - 104°F)	0°C - 50°C (32°F - 122°F)
Influent Water Temperature	2°C - 40°C (36°F - 104°F)	4°C - 38°C (40°F - 100°F)	2°C - 40°C (36°F - 104°F)	4°C - 38°C (40°F - 100°F)
Installation Orientation	Vertical or Horizontal	Vertical	Vertical or Horizontal	Vertical
ELECTRICAL				
Voltage	100 - 240V	100 - 240V	100 - 240V	100 - 240V
Frequency	50-60Hz	50-60Hz	50-60Hz	50-60Hz
Max. Current	0.2A	0.2A	0.4A	0.4A
Power Consumption	13W	13W	20W	20W
DIMENSIONS				
Chamber inch (cm)	12 1/2" x 2 1/2" (31.8 cm x 6.5 cm)	15" x 17" x 6" (38 cm x 43 cm x 15 cm)	17" x 2 1/2" (43 cm x 6.5 cm)	19" x 17" x 6" (48 cm x 43 cm x 15 cm)
Controller	5 1/4" x 2" x 1 3/4" (13.3 cm x 5 cm x 4.5 cm)	5 1/4" x 2" x 1 3/4" (13.3 cm x 5 cm x 4.5 cm)	5 1/4" x 2" x 1 3/4" (13.3 cm x 5 cm x 4.5 cm)	5 1/4" x 2" x 1 3/4" (13.3 cm x 5 cm x 4.5 cm)
Inlet & Outlet	3/8" FNPT / 1/2" MNPT	3/8" TUBE / 3/8" TAP	1/2" MNPT	3/8" TUBE
FEATURES				
Chamber Material	304SS	304SS	304SS	304SS
Visual "Power-On"	YES	YES	YES	YES
Visual Lamp Life Remaining	NO	NO	NO	NO
Audible Lamp Failure	NO	NO	NO	NO
Audible Lamp Replacement Reminder	NO	NO	NO	NO

Specifications / Tap

MODEL		
N. America (NEMA)	VT4-DWS	S2Q-PA
EU CEE (CEE 7-7)	VT4-DWS/2	S2Q-PA/2
AUS/NZ (AS 3112)	VT4-DWS/2A	S2Q-PA/2A
UK (BS 1363)	VT4-DWS/2B	S2Q-PA/2B
FLOW RATES		
Rated flow at dose 16 mJ/cm ² @ 95% UVT	6.5 GPM (24 lpm) (1.4 m ³ /hr)	5 GPM (19 lpm) (1.1 m ³ /hr)
Rated flow at dose 30 mJ/cm ² @ 95% UVT	3.5 GPM (13 lpm) (0.8 m ³ /hr)	3 GPM (11 lpm) (0.7 m ³ /hr)
Rated flow at dose 40 mJ/cm ² @ 95% UVT	2.5 GPM (9 lpm) (0.6 m ³ /hr)	2 GPM (7 lpm) (0.4 m ³ /hr)
Rated flow for NSF Std 55, Class B	--	--
Rated flow for NSF Std 55, Class A	--	--
OPERATING PARAMETERS		
Max. Operating Pressure	100 psi (6.9 bar)	125 psi (8.62 bar)
Ambient Air Temperature	0°C - 50°C (32°F - 122°F)	0°C - 40°C (32°F - 104°F)
Influent Water Temperature	4°C - 38°C (40°F - 100°F)	2°C - 40°C (36°F - 104°F)
Installation Orientation	Vertical	Vertical or Horizontal
ELECTRICAL		
Voltage	100 - 240V	100 - 240V
Frequency	50-60Hz	50-60Hz
Max. Current	0.4A	0.4A
Power Consumption	20W	22W
DIMENSIONS		
Chamber inch (cm)	19" x 27 1/2" x 6" (48 cm x 70 cm x 15 cm)	17" x 2 1/2" (43 cm x 6.5 cm)
Controller	5 1/4" x 2" x 1 3/4" (13.3 cm x 5 cm x 4.5 cm)	7 1/4" x 3 1/4" x 2 1/2" (18.6 cm x 8.1 cm x 6.4 cm)
Inlet & Outlet	3/8" TUBE	1/2" MNPT
FEATURES		
Chamber Material	304SS	304SS
Visual "Power-On"	YES	YES
Visual Lamp Life Remaining	NO	YES
Audible Lamp Failure	NO	YES
Audible Lamp Replacement Reminder	NO	YES

MODEL				
N. America (NEMA)	S5Q-PA	SV5Q-PA	S8Q-PA	SV8Q-PA
EU CEE (CEE 7-7)	S5Q-PA/2	--	S8Q-PA/2	--
AUS/NZ (AS 3112)	S5Q-PA/2A	--	S8Q-PA/2A	--
UK (BS 1363)	S5Q-PA/2B	--	S8Q-PA/2B	--
FLOW RATES				
Rated flow at dose 16 mJ/cm ² @ 95% UVT	11 GPM (42 lpm) (2.5 m ³ /hr)	--	19 GPM (72 lpm) (4.3 m ³ /hr)	--
Rated flow at dose 30 mJ/cm ² @ 95% UVT	6 GPM (23 lpm) (1.4 m ³ /hr)	--	10 GPM (38 lpm) (2.3 m ³ /hr)	--
Rated flow at dose 40 mJ/cm ² @ 95% UVT	4.5 GPM (17 lpm) (1.0 m ³ /hr)	--	8 GPM (29 lpm) (1.8 m ³ /hr)	--
Rated flow for NSF Std 55, Class B	--	3.6 GPM (13 lpm) (0.8 m ³ /hr)	--	7 GPM (26 lpm) (1.6 m ³ /hr)
Rated flow for NSF Std 55, Class A	--	--	--	--
OPERATING PARAMETERS				
Max. Operating Pressure	125 psi (8.62 bar)	125 psi (8.62 bar)	125 psi (8.62 bar)	125 psi (8.62 bar)
Ambient Air Temperature	0°C - 40°C (32°F - 104°F)	0°C - 40°C (32°F - 104°F)	0°C - 40°C (32°F - 104°F)	0°C - 40°C (32°F - 104°F)
Influent Water Temperature	2°C - 40°C (36°F - 104°F)	2°C - 40°C (36°F - 104°F)	2°C - 40°C (36°F - 104°F)	2°C - 40°C (36°F - 104°F)
Installation Orientation	Vertical or Horizontal	Vertical or Horizontal	Vertical or Horizontal	Vertical or Horizontal
ELECTRICAL				
Voltage	100 - 240V	100 - 240V	100 - 240V	100 - 240V
Frequency	50-60Hz	50-60Hz	50-60Hz	50-60Hz
Max. Current	0.5A	0.5A	0.7A	0.7A
Power Consumption	30W	30W	46W	46W
DIMENSIONS				
Chamber inch (cm)	22" x 2 1/2" (56 cm x 6.4 cm)	22" x 2 1/2" (56 cm x 6.4 cm)	35" x 2 1/2" (89 cm x 6.4 cm)	35" x 2 1/2" (89 cm x 6.4 cm)
Controller	7 1/4" x 3 1/4" x 2 1/2" (18.6 cm x 8.1 cm x 6.4 cm)	7 1/4" x 3 1/4" x 2 1/2" (18.6 cm x 8.1 cm x 6.4 cm)	7 1/4" x 3 1/4" x 2 1/2" (18.6 cm x 8.1 cm x 6.4 cm)	7 1/4" x 3 1/4" x 2 1/2" (18.6 cm x 8.1 cm x 6.4 cm)
Inlet & Outlet	3/4" MNPT (1/2B - BSP)	3/4" MNPT	3/4" MNPT (1/2B - BSP)	3/4" MNPT
OPTIONS				
Dynamic Flow Restrictor	YES	YES (Included)	YES	YES (Included)
Temperature Management Valve	NO	NO	NO	NO
Solenoid Valve	NO	NO	NO	NO
FEATURES				
Chamber Material	304SS	304SS	304SS	304SS
UV Sensor	NO	NO	NO	NO
Visual "Power-On"	YES	YES	YES	YES
Visual Lamp Life Remaining	YES	YES	YES	YES
Audible Lamp Failure	YES	YES	YES	YES
Audible Lamp Replacement Reminder	YES	YES	YES	YES

MODEL				
N. America (NEMA)	VH200	VH200-F10	VH410	VH410-F20
EU CEE (CEE 7-7)	VH200/2	VH200-F10/2	VH410/2	VH410-F20/2
AUS/NZ (AS 3112)	VH200/2A	--	VH410/2A	--
UK (BS 1363)	VH200/2B	--	VH410/2B	--
FLOW RATES				
Rated flow at dose 16 mJ/cm ² @ 95% UVT	16 GPM (60 lpm) (3.6 m ³ /hr)	16 GPM (60 lpm) (3.6 m ³ /hr)	34 GPM (130 lpm) (7.8 m ³ /hr)	34 GPM (130 lpm) (7.8 m ³ /hr)
Rated flow at dose 30 mJ/cm ² @ 95% UVT	9 GPM (34 lpm) (2.0 m ³ /hr)	9 GPM (34 lpm) (2.0 m ³ /hr)	18 GPM (70 lpm) (4.2 m ³ /hr)	18 GPM (70 lpm) (4.2 m ³ /hr)
Rated flow at dose 40 mJ/cm ² @ 95% UVT	7 GPM (26 lpm) (1.6 m ³ /hr)	7 GPM (26 lpm) (1.6 m ³ /hr)	14 GPM (54 lpm) (3.3 m ³ /hr)	14 GPM (54 lpm) (3.3 m ³ /hr)
Rated flow for NSF Std 55, Class B	--	--	--	--
Rated flow for NSF Std 55, Class A	--	--	--	--
OPERATING PARAMETERS				
Max. Operating Pressure	125 psi (8.62 bar)	100 psi (6.89 bar)	125 psi (8.62 bar)	100 psi (6.89 bar)
Ambient Air Temperature	0°C - 40°C (32°F - 104°F)	0°C - 40°C (32°F - 104°F)	0°C - 40°C (32°F - 104°F)	0°C - 40°C (32°F - 104°F)
Influent Water Temperature	2°C - 40°C (36°F -104°F)	2°C - 40°C (36°F -104°F)	2°C - 40°C (36°F -104°F)	2°C - 40°C (36°F -104°F)
Installation Orientation	Vertical or Horizontal	Veertical	Vertical or Horizontal	Vertical
ELECTRICAL				
Voltage	100 - 240V	100 - 240V	100 - 240V	100 - 240V
Frequency	50-60Hz	50-60Hz	50-60Hz	50-60Hz
Max. Current	0.6A	0.6A	1.0A	1.0A
Power Consumption	35W	35W	60W	60W
DIMENSIONS				
Chamber inch (cm)	15" x 3 1/2" (45 cm x 8.9 cm)	17" x 10 1/2" x 18" (43 cm x 26 cm x 45 cm)	23 1/2" x 3 1/2" (59.6 cm x 8.9 cm)	17" x 10 1/2" x 28" (43 cm x 26 cm x 71 cm)
Controller	7 1/4" x 3 1/4" x 2 1/2" (18.6 cm x 8.1 cm x 6.4 cm)	7 1/4" x 3 1/4" x 2 1/2" (18.6 cm x 8.1 cm x 6.4 cm)	7 1/4" x 3 1/4" x 2 1/2" (18.6 cm x 8.1 cm x 6.4 cm)	7 1/4" x 3 1/4" x 2 1/2" (18.6 cm x 8.1 cm x 6.4 cm)
Inlet & Outlet	3/4" FNPT / 1" MNPT COMBO (/2B - BSP)	3/4" FNPT INLET / 1" MNPT x 3/4" FNPT COMBO OUTLET (/2B - BSP)	3/4" FNPT / 1" MNPT COMBO (/2B - BSP)	3/4" FNPT INLET / 1" MNPT x 3/4" FNPT COMBO OUTLET (/2B - BSP)
OPTIONS				
Dynamic Flow Restrictor	YES	YES	YES	YES
Temperature Management Valve	YES	YES	YES	YES
Solenoid Valve	NO	NO	NO	NO
FEATURES				
Chamber Material	304SS	304SS	304SS	304SS
UV Sensor	NO	NO	NO	NO
Visual "Power-On"	YES	YES	YES	YES
Visual Lamp Life Remaining	YES	YES	YES	YES
Audible Lamp Failure	YES	YES	YES	YES
Audible Lamp Replacement Reminder	YES	YES	YES	YES

MODEL				
N. America (NEMA)	VH410M	650694-R (D4)	660089-R (D4 Premium)	 650695-R (D4+)
EU CEE (CEE 7-7)	VH410M/2	650696-R	660090-R	650697-R
AUS/NZ (AS 3112)	VH410M/2A	--	--	--
UK (BS 1363)	VH410M/2B	--	--	--
FLOW RATES				
Rated flow at dose 16 mJ/cm ² @ 95% UVT	34 GPM (130 lpm) (7.8 m ³ /hr)	23 GPM (87 lpm) (5.2 m ³ /hr)	23 GPM (87 lpm) (5.2 m ³ /hr)	23 GPM (87 lpm) (5.2 m ³ /hr)
Rated flow at dose 30 mJ/cm ² @ 95% UVT	18 GPM (70 lpm) (4.2 m ³ /hr)	12 GPM (45 lpm) (2.7 m ³ /hr)	12 GPM (45 lpm) (2.7 m ³ /hr)	12 GPM (45 lpm) (2.7 m ³ /hr)
Rated flow at dose 40 mJ/cm ² @ 95% UVT	14 GPM (54 lpm) (3.3 m ³ /hr)	9 GPM (34 lpm) (2 m ³ /hr)	9 GPM (34 lpm) (2 m ³ /hr)	9 GPM (34 lpm) (2 m ³ /hr)
Rated flow for NSF Std 55, Class B	--	--	--	--
Rated flow for NSF Std 55, Class A	--	--	--	--
OPERATING PARAMETERS				
Max. Operating Pressure	125 psi (8.62 bar)	125 psi (8.62 bar)	125 psi (8.62 bar)	125 psi (8.62 bar)
Ambient Air Temperature	0°C - 40°C (32°F - 104°F)	0°C - 40°C (32°F - 104°F)	0°C - 40°C (32°F - 104°F)	0°C - 40°C (32°F - 104°F)
Influent Water Temperature	2°C - 40°C (36°F - 104°F)	2°C - 40°C (36°F - 104°F)	2°C - 40°C (36°F - 104°F)	2°C - 40°C (36°F - 104°F)
Installation Orientation	Vertical or Horizontal	Vertical or Horizontal	Vertical or Horizontal	Vertical or Horizontal
ELECTRICAL				
Voltage	100-240VAC	100-240V AC	100-240VAC	100-240VAC
Frequency	50-60 Hz	50-60 Hz	50-60 Hz	50-60 Hz
Max. Current	1.0A	0.8A	0.8A	0.8A
Power Consumption	60W	50W	50W	50W
DIMENSIONS				
Chamber inch (cm)	23 1/2" x 3 1/2" (59.6 cm x 8.9 cm)	20 1/2" x 4" (52 cm x 10 cm)	20 1/2" x 4" (2 cm x 10 cm)	20 1/2" x 4" (52 cm x 10 cm)
Controller	9 1/4" x 3 1/4" x 2 1/2" (24 cm x 8.1 cm x 6.9 cm)	8 1/2" x 6" x 8" (22 cm x 15 cm x 7.6 cm)	8 1/2" x 6" x 8" (22 cm x 15 cm x 7.6 cm)	8 1/2" x 6" x 8" (22 cm x 15 cm x 7.6 cm)
Inlet & Outlet	3/4" FNPT / 1" MNPT COMBO (2B - BSP)	3/4" MNPT	3/4" MNPT	3/4" MNPT
OPTIONS				
Dynamic Flow Restrictor	YES	YES	YES	YES
Temperature Management Valve	YES	YES	YES	YES
Solenoid Valve	YES (with 260135)	NO	YES (with 650717-001)	YES (with 650717-001)
FEATURES				
Chamber Material	304SS	304SS	304SS	304SS
UV Sensor	YES	NO	NO	YES
Visual "Power-On"	YES	YES	YES	YES
Visual Lamp Life Remaining	YES	YES	YES	YES
Audible Lamp Failure	YES	YES	YES	YES
Audible Lamp Replacement Reminder	YES	YES	YES	YES
Sensor Reading Output (4-20mA)	Optional with 260134	NO	NO	Optional with 270268-R

MODEL					
N. America (NEMA)	660039-R (D4-V)	660042-R (D4-V+)	IHS10-D4	IHS12-D4 	IHS22-D4 
EU CEE (CEE 7-7)	--	--	IHS10-D4/2	IHS12-D4/2	IHS22-D4/2
AUS/NZ (AS 3112)	--	--	IHS10-D4/2A	--	--
UK (BS 1363)	--	--	IHS10-D4/2B	--	--
FLOW RATES					
Rated flow at dose 16 mJ/cm ² @ 95% UVT	--	--	--	--	--
Rated flow at dose 30 mJ/cm ² @ 95% UVT	--	--	12 GPM (45 lpm) (2.7 m ³ /hr)	12 GPM (45 lpm) (2.7 m ³ /hr)	12 GPM (45 lpm) (2.7 m ³ /hr)
Rated flow at dose 40 mJ/cm ² @ 95% UVT	--	--	9 GPM (34 lpm) (2 m ³ /hr)	9 GPM (34 lpm) (2 m ³ /hr)	9 GPM (34 lpm) (2 m ³ /hr)
Rated flow for NSF Std 55, Class B	8.9 GPM (34 lpm) (2 m ³ /hr)	8.9 GPM (34 lpm) (2 m ³ /hr)	--	--	--
Rated flow for NSF Std 55, Class A	--	--	--	--	--
OPERATING PARAMETERS					
Max. Operating Pressure	125 psi (8.62 bar)	125 psi (8.62 bar)	100 psi (6.89 bar)	100 psi (6.89 bar)	100 psi (6.89 bar)
Ambient Air Temperature	0°C - 40°C (32°F - 104°F)	0°C - 40°C (32°F - 104°F)	0°C - 40°C (32°F - 104°F)	0°C - 40°C (32°F - 104°F)	0°C - 40°C (32°F - 104°F)
Influent Water Temperature	2°C - 40°C (36°F - 104°F)	2°C - 40°C (36°F - 104°F)	2°C - 40°C (36°F - 104°F)	2°C - 40°C (36°F - 104°F)	2°C - 40°C (36°F - 104°F)
Installation Orientation	Vertical or Horizontal	Vertical or Horizontal	Vertical	Vertical	Vertical
ELECTRICAL					
Voltage	100-240VAC	100-240VAC	100-240VAC	100-240VAC	100-240VAC
Frequency	50-60 Hz	50-60 Hz	50-60 Hz	50-60 Hz	50-60 Hz
Max. Current	0.8A	0.8A	0.8A	0.8A	0.8A
Power Consumption	50W	50W	50W	50W	50W
DIMENSIONS					
Chamber inch (cm)	20 1/2" x 4" (52 cm x 10 cm)	20 1/2" x 4" (52 cm x 10 cm)	20.5" x 10" x 28" (52 cm x 25 cm x 70 cm)	25 1/5" x 12" x 28" (64 cm x 30 cm x 70 cm)	25 1/5" x 12" x 28" (64 cm x 30 cm x 70 cm)
Controller	8 1/2" x 6" x 8" (22 cm x 15 cm x 7.6 cm)	8 1/2" x 6" x 8" (22 cm x 15 cm x 7.6 cm)	8 1/2" x 6" x 8" (22 cm x 15 cm x 7.6 cm)	8 1/2" x 6" x 8" (22 cm x 15 cm x 7.6 cm)	8 1/2" x 6" x 8" (22 cm x 15 cm x 7.6 cm)
Inlet & Outlet	3/4" MNPT	3/4" MNPT	3/4" FNPT INLET / 3/4" MNPT OUTLET	3/4" FNPT INLET / 3/4" MNPT OUTLET	3/4" FNPT INLET / 3/4" MNPT OUTLET
OPTIONS					
Dynamic Flow Restrictor	YES (Included)	YES (Included)	YES	YES	YES
Temperature Management Valve	YES	YES	YES	YES	YES
Solenoid Valve	NO	YES (with 650717-001)	YES (with 650717-001)	YES (with 650717-001)	YES (with 650717-001)
FEATURES					
Chamber Material	304SS	304SS	304SS	304SS	304SS
UV Sensor	NO	YES	NO	NO	NO
Visual "Power-On"	YES	YES	YES	YES	YES
Visual Lamp Life Remaining	YES	YES	YES	YES	YES
Audible Lamp Failure	YES	YES	YES	YES	YES
Audible Lamp Replacement Reminder	YES	YES	YES	YES	YES
Sensor Reading Output (4-20mA)	NO	Optional with 270268-R	NO	NO	NO

MODEL				
N. America (NEMA)	VP600	VP600M	VP950	VP950M
EU CEE (CEE 7-7)	VP600/2	VP600M/2	VP950/2	VP950M/2
AUS/NZ (AS 3112)	VP600/2A	VP600M/2A	VP950/2A	VP950M/2A
UK (BS 1363)	VP600/2B	VP600M/2B	VP950/2B	VP950M/2B
FLOW RATES				
Rated flow at dose 16 mJ/cm ² @ 95% UVT	40 GPM (150 lpm) (9.0 m ³ /hr)	40 GPM (150 lpm) (9.0 m ³ /hr)	60 GPM (230 lpm) (13.7 m ³ /hr)	60 GPM (230 lpm) (13.7 m ³ /hr)
Rated flow at dose 30 mJ/cm ² @ 95% UVT	30 GPM (112 lpm) (6.7 m ³ /hr)	30 GPM (112 lpm) (6.7 m ³ /hr)	46 GPM (175 lpm) (10.5 m ³ /hr)	46 GPM (175 lpm) (10.5 m ³ /hr)
Rated flow at dose 40 mJ/cm ² @ 95% UVT	22 GPM (83 lpm) (5.0 m ³ /hr)	22 GPM (83 lpm) (5.0 m ³ /hr)	35 GPM (130 lpm) (7.8 m ³ /hr)	35 GPM (130 lpm) (7.8 m ³ /hr)
Rated flow for NSF Std 55, Class B	--	--	--	--
Rated flow for NSF Std 55, Class A	--	--	--	--
OPERATING PARAMETERS				
Max. Operating Pressure	125 psi (8.62 bar)	125 psi (8.62 bar)	125 psi (8.62 bar)	125 psi (8.62 bar)
Ambient Air Temperature	0°C - 40°C (32°F - 104°F)	0°C - 40°C (32°F - 104°F)	0°C - 40°C (32°F - 104°F)	0°C - 40°C (32°F - 104°F)
Influent Water Temperature	2°C - 40°C (36°F - 104°F)	2°C - 40°C (36°F - 104°F)	2°C - 40°C (36°F - 104°F)	2°C - 40°C (36°F - 104°F)
Installation Orientation	Vertical or Horizontal	Vertical or Horizontal	Vertical or Horizontal	Vertical or Horizontal
ELECTRICAL				
Voltage	100 - 240VAC	100 - 240VAC	100 - 240VAC	100 - 240VAC
Frequency	50-60Hz	50-60Hz	50-60Hz	50-60Hz
Max. Current	1.2A	1.2A	1.5A	1.5A
Power Consumption	70W	70W	96W	96W
DIMENSIONS				
Chamber inch (cm)	30 2/3" x 3 1/2" (78 cm x 8.9 cm)	30 2/3" x 3 1/2" (78 cm x 8.9 cm)	45" x 3 1/2" (114 cm x 8.9 cm)	45" x 3 1/2" (114 cm x 8.9 cm)
Controller	9 1/3" x 3 1/4" x 2 1/2" (24.1 cm x 8.1 cm x 6.4 cm)	9 1/3" x 3 1/4" x 2 1/2" (24.1 cm x 8.1 cm x 6.4 cm)	9 1/3" x 3 1/4" x 2 1/2" (24.1 cm x 8.1 cm x 6.4 cm)	9 1/3" x 3 1/4" x 2 1/2" (24.1 cm x 8.1 cm x 6.4 cm)
Inlet & Outlet	1" MNPT (/2B - BSP)	1" MNPT (/2B - BSP)	1 1/2" MNPT (/2B - BSP)	1 1/2" MNPT (/2B - BSP)
OPTIONS				
Dynamic Flow Restrictor	YES	YES	YES	YES
Temperature Management Valve	YES	YES	YES	YES
Solenoid Valve	NO	YES (with 260135)	NO	YES (with 260135)
COMMcenter Control Package	NO	NO	NO	NO
FEATURES				
Chamber material	304 SS	304 SS	304 SS	304 SS
UV Sensor	NO	YES	NO	YES
Flow Meter	NO	NO	NO	NO
Cool Touch Fan	NO	NO	NO	NO
Visual "Power-On"	YES	YES	YES	YES
Visual Lamp Life Remaining	YES	YES	YES	YES
Audible Lamp Failure	YES	YES	YES	YES
Audible Lamp Replacement Reminder	YES	YES	YES	YES
Sensor Reading Output	NO	Optional with 260134	NO	Optional with 260134

MODEL					
N. America (NEMA)	650682 (E4)	650683 (E4+)	660040-R (E4-V)	660043-R (E4-V+)	IHS22-E4
EU CEE (CEE 7-7)	650718	650719	--	--	IHS22-E4/2
AUS/NZ (AS 3112)	--	--	--	--	--
UK (BS 1363)	--	--	--	--	--
FLOW RATES					
Rated flow at dose 16 mJ/cm ² @ 95% UVT	42 GPM (160 lpm) (9.6 m ³ /hr)	42 GPM (160 lpm) (9.6 m ³ /hr)	--	--	--
Rated flow at dose 30 mJ/cm ² @ 95% UVT	22 GPM (83 lpm) (5 m ³ /hr)	22 GPM (83 lpm) (5 m ³ /hr)	--	--	22 GPM (83 lpm) (5.0 m ³ /hr)
Rated flow at dose 40 mJ/cm ² @ 95% UVT	16 GPM (60 lpm) (3.6 m ³ /hr)	16 GPM (60 lpm) (3.6 m ³ /hr)	--	--	16 GPM (60 lpm) (3.6 m ³ /hr)
Rated flow for NSF Std 55, Class B	--	--	15.8 GPM (59.8 lpm) (3.5 m ³ /hr)	15.8 GPM (59.8 lpm) (3.5 m ³ /hr)	--
Rated flow for NSF Std 55, Class A	--	--	--	--	--
OPERATING PARAMETERS					
Max. Operating Pressure	125 psi (8.62 bar)	125 psi (8.62 bar)	125 psi (8.62 bar)	125 psi (8.62 bar)	100 psi (6.89 bar)
Ambient Air Temperature	0°C - 40°C (32°F - 104°F)	0°C - 40°C (32°F - 104°F)	0°C - 40°C (32°F - 104°F)	0°C - 40°C (32°F - 104°F)	0°C - 40°C (32°F - 104°F)
Influent Water Temperature	2°C - 40°C (36°F - 104°F)	2°C - 40°C (36°F - 104°F)	2°C - 40°C (36°F - 104°F)	2°C - 40°C (36°F - 104°F)	2°C - 40°C (36°F - 104°F)
Installation Orientation	Vertical or Horizontal	Vertical or Horizontal	Vertical or Horizontal	Vertical or Horizontal	Vertical
ELECTRICAL					
Voltage	100-240VAC	100-240VAC	100-240VAC	100-240VAC	100-240VAC
Frequency	50-60 Hz	50-60 Hz	50-60 Hz	50-60 Hz	50-60 Hz
Max. Current	1.3A	1.3A	1.3A	1.3A	1.3A
Power Consumption	83W	83W	83W	83W	83W
DIMENSIONS					
Chamber inch (cm)	30" x 4" (76 cm x 10 cm)	30" x 4" (76 cm x 10 cm)	30" x 4" (76 cm x 10 cm)	30" x 4" (76 cm x 10 cm)	20 1/2" x 4" (52 cm x 10 cm)
Controller	8 1/2" x 6" x 3" (22 cm x 15 cm x 7.6 cm)	8 1/2" x 6" x 3" (22 cm x 15 cm x 7.6 cm)	8 1/2" x 6" x 3" (22 cm x 15 cm x 7.6 cm)	8 1/2" x 6" x 3" (22 cm x 15 cm x 7.6 cm)	8 1/2" x 6" x 3" (22 cm x 15 cm x 7.6 cm)
Inlet & Outlet	1" MNPT	1" MNPT	1" MNPT	1" MNPT	1" FNPT INLET / 1" MNPT OUTLET
OPTIONS					
Dynamic Flow Restrictor	YES	YES	YES (Included)	YES (Included)	YES
Temperature Management Valve	YES	YES	YES	YES	YES
Solenoid Valve	YES (with 650717-002)	YES (with 650717-002)	YES (with 650717-002)	YES (with 650717-002)	YES (with 650717-002)
COMMcenter Control Package	NO	NO	NO	NO	NO
FEATURES					
Chamber material	304 SS	304 SS	304 SS	304 SS	304 SS
UV Sensor	NO	YES	NO	YES	NO
Flow Meter	NO	NO	NO	NO	NO
Cool Touch Fan	NO	NO	NO	NO	NO
Visual "Power-On"	YES	YES	YES	YES	YES
Visual Lamp Life Remaining	YES	YES	YES	YES	YES
Audible Lamp Failure	YES	YES	YES	YES	YES
Audible Lamp Replacement Reminder	YES	YES	YES	YES	YES
Sensor Reading Output (4-20mA)	NO	Optional with 270268-R	NO	Optional with 270268-R	NO




MODEL				
N. America (NEMA)	650686 (F4)	650686 (F4+)	660041-R (F4-V)	660044-R (F4-V+)
EU CEE (CEE 7-7)	650720	650721	--	--
AUS/NZ (AS 3112)	--	--	--	--
UK (BS 1363)	--	--	--	--
FLOW RATES				
Rated flow at dose 16 mJ/cm ² @ 95% UVT	45 GPM (170 lpm) (10 m ³ /hr)	45 GPM (170 lpm) (10 m ³ /hr)	--	--
Rated flow at dose 30 mJ/cm ² @ 95% UVT	36 GPM (136 lpm) (8 m ³ /hr)	36 GPM (136 lpm) (8 m ³ /hr)	--	--
Rated flow at dose 40 mJ/cm ² @ 95% UVT	27 GPM (102 lpm) (6 m ³ /hr)	27 GPM (102 lpm) (6 m ³ /hr)	--	--
Rated flow for NSF Std 55, Class B	--	--	26.1 GPM (98.8 lpm) (6 m ³ /hr)	26.1 GPM (98.8 lpm) (6 m ³ /hr)
Rated flow for NSF Std 55, Class A	--	--	--	--
OPERATING PARAMETERS				
Max. Operating Pressure	125 psi (8.62 bar)	125 psi (8.62 bar)	125 psi (8.62 bar)	125 psi (8.62 bar)
Ambient Air Temperature	0°C - 40°C (32°F - 104°F)	0°C - 40°C (32°F - 104°F)	0°C - 40°C (32°F - 104°F)	0°C - 40°C (32°F - 104°F)
Influent Water Temperature	2°C - 40°C (36°F - 104°F)	2°C - 40°C (36°F - 104°F)	2°C - 40°C (36°F - 104°F)	2°C - 40°C (36°F - 104°F)
Installation Orientation	Vertical or Horizontal	Vertical or Horizontal	Vertical or Horizontal	Vertical or Horizontal
ELECTRICAL				
Voltage	100-240VAC	100-240VAC	100-240VAC	100-240VAC
Frequency	50-60 Hz	50-60 Hz	50-60 Hz	50-60 Hz
Max. Current	2.0A	2.0A	2.0A	2.0A
Power Consumption	130W	130W	130W	130W
DIMENSIONS				
Chamber inch (cm)	44 1/4" x 4" (112.5 cm x 10 cm)	44 1/4" x 4" (112.5 cm x 10 cm)	44 1/4" x 4" (112.5 cm x 10 cm)	44 1/4" x 4" (112.5 cm x 10 cm)
Controller	8 1/2" x 6" x 3" (22 cm x 15 cm x 7.6 cm)	8 1/2" x 6" x 3" (22 cm x 15 cm x 7.6 cm)	8 1/2" x 6" x 3" (22 cm x 15 cm x 7.6 cm)	8 1/2" x 6" x 3" (22 cm x 15 cm x 7.6 cm)
Inlet & Outlet	1" MNPT	1" MNPT	1" MNPT	1" MNPT
OPTIONS				
Dynamic Flow Restrictor	YES	YES	YES (Included)	YES (Included)
Temperature Management Valve	YES	YES	YES	YES
Solenoid Valve	YES (with 650717-002)	YES (with 650717-002)	YES (with 650717-002)	YES (with 650717-002)
COMMcenter Control Package	NO	NO	NO	NO
FEATURES				
Chamber material	304 SS	304 SS	304 SS	304 SS
UV Sensor	NO	YES	NO	YES
Flow Meter	NO	NO	NO	NO
Cool Touch Fan	NO	NO	NO	NO
Visual "Power-On"	YES	YES	YES	YES
Visual Lamp Life Remaining	YES	YES	YES	YES
Audible Lamp Failure	YES	YES	YES	YES
Audible Lamp Replacement Reminder	YES	YES	YES	YES
Sensor Reading Output (4-20mA)	NO	Optional with 270268-R	NO	Optional with 270268-R

MODEL					
N. America (NEMA)	650638-R (E4-50+)	650640-R (F4-50+)	650647 (PRO10)	650653 (PRO20)	650659 (PRO30)
EU CEE (CEE 7-7)	650639-R	650641-R	650650	650656	650662
AUS/NZ (AS 3112)	–	–	–	–	–
UK (BS 1363)	–	–	–	–	–
FLOW RATES					
Rated flow at dose 16 mJ/cm ² @ 95% UVT	16 GPM (60 lpm) (3.6 m ³ /hr) @ 50% UVT	28 GPM (106 lpm) (6.4 m ³ /hr) @ 50% UVT	–	–	–
Rated flow at dose 30 mJ/cm ² @ 95% UVT	9 GPM (34 lpm) (2.0 m ³ /hr) @ 50% UVT	15 GPM (57 lpm) (3.4 m ³ /hr) @ 50% UVT	–	–	–
Rated flow at dose 40 mJ/cm ² @ 95% UVT	7 GPM (26 lpm) (1.6 m ³ /hr) @ 50% UVT	12 GPM (45 lpm) (2.7 m ³ /hr) @ 50% UVT	–	–	–
Rated flow for NSF Std 55, Class B	–	–	–	–	–
Rated flow for NSF Std 55, Class A	–	–	10 GPM (37.9 lpm) (2.2 m ³ /hr)	20 GPM (75.7 lpm) (4.5 m ³ /hr)	30 GPM (113.5 lpm) (6.8 m ³ /hr)
OPERATING PARAMETERS					
Max. Operating Pressure	125 psi (8.62 bar)	125 psi (8.62 bar)	125 psi (8.62 bar)	125 psi (8.62 bar)	125 psi (8.62 bar)
Ambient Air Temperature	0°C - 40°C (32°F - 104°F)	0°C - 40°C (32°F - 104°F)	0°C - 40°C (32°F - 104°F)	0°C - 40°C (32°F - 104°F)	0°C - 40°C (32°F - 104°F)
Influent Water Temperature	2°C - 40°C (36°F - 104°F)	2°C - 40°C (36°F - 104°F)	1°C - 45°C (34°F - 113°F)	1°C - 45°C (34°F - 113°F)	1°C - 45°C (34°F - 113°F)
Installation Orientation	Vertical or Horizontal	Vertical or Horizontal	Vertical	Vertical	Vertical
ELECTRICAL					
Voltage	100-240VAC	100-240VAC	100-240VAC	100-240VAC	100-240VAC
Frequency	50-60 Hz	50-60 Hz	50-60Hz	50-60Hz	50-60Hz
Max. Current	1.3A	2.0A	2.0A	2.3A	3.0A
Power Consumption	83W	130W	120W	160W	230W
DIMENSIONS					
Chamber inch (cm)	30" x 4" (76 cm x 10 cm)	44 1/4" x 4" (112.5 cm x 10 cm)	22" x 4" (54 cm x 10 cm)	31" x 4" (78 cm x 10 cm)	41" x 4" (103 cm x 10 cm)
Controller	8 1/2" x 6" x 3" (22 cm x 15 cm x 7.6 cm)	8 1/2" x 6" x 3" (22 cm x 15 cm x 7.6 cm)	13" X 6 1/2" x 4 1/2" (33 cm x 16.5 cm x 11.5 cm)	13" X 6 1/2" x 4 1/2" (33 cm x 16.5 cm x 11.5 cm)	13" X 6 1/2" x 4 1/2" (33 cm x 16.5 cm x 11.5 cm)
Inlet & Outlet	1" MNPT	1" MNPT	1 1/4" MNPT / 1" FNPT COMBO	1 1/4" MNPT / 1" FNPT COMBO	1 1/4" MNPT / 1" FNPT COMBO
OPTIONS					
Dynamic Flow Restrictor	YES	YES	YES (Included)	YES (Included)	YES (Included)
Temperature Management Valve	YES	YES	Cool Touch Fan included	Cool Touch Fan included	Cool Touch Fan included
Solenoid Valve	YES (with 650717-002)	YES (with 650717-002)	YES	YES	YES
COMMcenter Control Package	NO	NO	YES	YES	YES
FEATURES					
Chamber material	304 SS	304 SS	316L SS	316L SS	316L SS
UV Sensor	YES	YES	YES	YES	YES
Flow Meter	NO	NO	YES	YES	YES
Cool Touch Fan	NO	NO	YES	YES	YES
Visual "Power-On"	YES	YES	YES	YES	YES
Visual Lamp Life Remaining	YES	YES	YES	YES	YES
Audible Lamp Failure	YES	YES	YES	YES	YES
Audible Lamp Replacement Reminder	YES	YES	YES	YES	YES
Sensor Reading Output (4-20mA)	Optional with 270268-R	Optional with 270268-R	Optional with 270268-R	Optional with 270268-R	Optional with 270268-R

MODEL					
N. America (NEMA)	660003-R (PRO50)	660095-R (PRO24-100)	660086-R (PRO24-186)	650651 (H)	650652 (H+)
EU CEE (CEE 7-7)	660006-R	660096-R	660087-R	650654	650655
AUS/NZ (AS 3112)	—	—	—	—	—
UK (BS 1363)	—	—	—	—	—
FLOW RATES					
Rated flow at dose 16 mJ/cm ² @ 95% UVT	110 GPM (415 lpm) (24.9 m ³ /hr)	100 mJ/cm ² 24 GPM (90 lpm) (5.4 m ³ /hr)	186 mJ/cm ² : 24 GPM (90 lpm) (5.4 m ³ /hr)	48 GPM (180 lpm) (10.7 m ³ /hr)	48 GPM (180 lpm) (10.7 m ³ /hr)
Rated flow at dose 30 mJ/cm ² @ 95% UVT	65 GPM (245 lpm) (14.5 m ³ /hr)			45 GPM (170 lpm) (10 m ³ /hr)	45 GPM (170 lpm) (10 m ³ /hr)
Rated flow at dose 40 mJ/cm ² @ 95% UVT	50 GPM (189 lpm) (11.3 m ³ /hr)			37 GPM (140 lpm) (8.4 m ³ /hr)	37 GPM (140 lpm) (8.4 m ³ /hr)
Rated flow for NSF Std 55, Class B	—			—	—
Rated flow for NSF Std 55, Class A	—			—	—
OPERATING PARAMETERS					
Max. Operating Pressure	125 psi (8.62 bar)	125 psi (8.62 bar)	125 psi (8.62 bar)	125 psi (8.62 bar)	125 psi (8.62 bar)
Ambient Air Temperature	0°C - 40°C (32°F - 104°F)	0°C - 40°C (32°F - 104°F)	0°C - 40°C (32°F - 104°F)	0°C - 40°C (32°F - 104°F)	0°C - 40°C (32°F - 104°F)
Influent Water Temperature	1°C - 45°C (34°F - 113°F)	1°C - 45°C (34°F - 113°F)	1°C - 45°C (34°F - 113°F)	1°C - 45°C (34°F - 113°F)	1°C - 45°C (34°F - 113°F)
Installation Orientation	Vertical	Vertical	Vertical	Vertical	Vertical
ELECTRICAL					
Voltage	100-240VAC	100-240VAC	100-240VAC	120-240VAC	100-240VAC
Frequency	50-60Hz	50-60Hz	50-60Hz	50-60 Hz	50-60 Hz
Max. Current	3.0A	3.0A	6.0A	2.3A	2.3A
Power Consumption	230W	230W	460W	160W	160W
DIMENSIONS					
Chamber inch (cm)	41" x 4" (103 cm x 10 cm)	41" x 4" (103 cm x 10 cm)	41" x 18" (103 cm x 10 cm) x 2	31" x 4" (78 cm x 10 cm)	31" x 4" (78 cm x 10 cm)
Controller	13" X 6 1/2" x 4 1/2" (33 cm x 16.5 cm x 11.5 cm)	13" X 6 1/2" x 4 1/2" (33 cm x 16.5 cm x 11.5 cm)	13" X 6 1/2" x 4 1/2" (33 cm x 16.5 cm x 11.5 cm)	13" X 6 1/2" x 4 1/2" (33 cm x 16.5 cm x 11.5 cm)	13" X 6 1/2" x 4 1/2" (33 cm x 16.5 cm x 11.5 cm)
Inlet & Outlet	2" MNPT	1 1/4" MNPT / 1" FNPT COMBO	1 1/4" MNPT / 1" FNPT COMBO	1 1/4" MNPT / 1" FNPT COMBO	1 1/4" MNPT / 1" FNPT COMBO
OPTIONS					
Dynamic Flow Restrictor	NO	YES (Included)	YES (Included)	NO	NO
Temperature Management Valve	Cool Touch Fan included	Cool Touch Fan included	Cool Touch Fan included	Cool Touch Fan included	Cool Touch Fan included
Solenoid Valve	YES	YES	YES	YES	YES
COMMcenter Control Package	YES	YES (Included)	YES (Included)	YES	YES
FEATURES					
Chamber material	316L SS	316L SS	316L SS	316L SS	316L SS
UV Sensor	YES	YES	YES	NO	YES
Flow Meter	NO	YES	YES	NO	NO
Cool Touch Fan	YES	YES	YES	YES	YES
Visual "Power-On"	YES	YES	YES	YES	YES
Visual Lamp Life Remaining	YES	YES	YES	YES	YES
Audible Lamp Failure	YES	YES	YES	YES	YES
Audible Lamp Replacement Reminder	YES	YES	YES	YES	YES
Sensor Reading Output (4-20mA)	Optional with 270268-R	Optional with 270268-R	Optional with 270268-R	NO	Optional with 270268-R

MODEL				
N. America (NEMA)	660001-R (K)	660002-R (K+)	SHF-140	SHFM-140
EU CEE (CEE 7-7)	660004-R	660005-R	SHF-140/2	SHFM-140/2
AUS/NZ (AS 3112)	--	--	--	SHFM-140/2A
UK (BS 1363)	--	--	--	SHFM-140/2B
FLOW RATES				
Rated flow at dose 16 mJ/cm ² @ 95% UVT	120 GPM (454 lpm) (27 m ³ /hr)	120 GPM (454 lpm) (27 m ³ /hr)	310 GPM (1170 lpm) (70 m ³ /hr)	310 GPM (1170 lpm) (70 m ³ /hr)
Rated flow at dose 30 mJ/cm ² @ 95% UVT	80 GPM (303 lpm) (18 m ³ /hr)	80 GPM (303 lpm) (18 m ³ /hr)	170 GPM (640 lpm) (38 m ³ /hr)	170 GPM (640 lpm) (38 m ³ /hr)
Rated flow at dose 40 mJ/cm ² @ 95% UVT	60 GPM (226 lpm) (13.6 m ³ /hr)	60 GPM (226 lpm) (13.6 m ³ /hr)	125 GPM (470 lpm) (28 m ³ /hr)	125 GPM (470 lpm) (28 m ³ /hr)
Rated flow for NSF Std 55, Class B	--	--	--	--
Rated flow for NSF Std 55, Class A	--	--	--	--
OPERATING PARAMETERS				
Max. Operating Pressure	125 psi (8.62 bar)	125 psi (8.62 bar)	125 psi (8.62 bar)	125 psi (8.62 bar)
Ambient Air Temperature	0°C - 40°C (32°F - 104°F)	0°C - 40°C (32°F - 104°F)	0°C - 40°C (32°F - 104°F)	0°C - 40°C (32°F - 104°F)
Influent Water Temperature	1°C - 45°C (34°F - 113°F)	1°C - 45°C (34°F - 113°F)	2°C - 40°C (36°F - 104°F)	2°C - 40°C (36°F - 104°F)
Installation Orientation	Vertical	Vertical	Horizontal	Horizontal
ELECTRICAL				
Voltage	120-240VAC	100-240VAC	100 - 240VAC	100 - 240VAC
Frequency	50-60Hz	50-60Hz	50-60Hz	50-60Hz
Max. Current	3.0A	3.0A	4.0A	4.0A
Power Consumption	230W	230W	320W	320W
DIMENSIONS				
Chamber inch (cm)	41" x 4" (103 cm x 10 cm)	41" x 4" (103 cm x 10 cm)	34" x 6" x 14" (86.4 cm x 15.2 cm x 35.6 cm)	34" x 6" x 14" (86.4 cm x 15.2 cm x 35.6 cm)
Controller	13" X 6 1/2" x 4 1/2" (33 cm x 16.5 cm x 11.5 cm)	13" X 6 1/2" x 4 1/2" (33 cm x 16.5 cm x 11.5 cm)	17 1/2" x 19 1/2" x 8 1/5" (44.5 cm x 50 cm x 21 cm)	17 1/2" x 19 1/2" x 8 1/5" (44.5 cm x 50 cm x 21 cm)
Inlet & Outlet	2" MNPT	2" MNPT	3" FLANGE	3" FLANGE
OPTIONS				
Dynamic Flow Restrictor	NO	NO	NO	NO
Temperature Management Valve	Cool Touch Fan included	Cool Touch Fan included	NO	NO
Solenoid Valve	YES	YES	NO	NO
COMMcenter Control Package	YES	YES	NO	NO
FEATURES				
Chamber material	316L SS	316L SS	316L SS	316L SS
UV Sensor	NO	YES	NO	YES
Flow Meter	NO	NO	NO	NO
Cool Touch Fan	YES	YES	NO	NO
Visual "Power-On"	YES	YES	YES	YES
Visual Lamp Life Remaining	YES	YES	YES	YES
Audible Lamp Failure	YES	YES	YES	YES
Audible Lamp Replacement Reminder	YES	YES	YES	YES
Sensor Reading Output (4-20mA)	NO	Optional with 270268-R	NO	Optional with 270268-R

MODEL				
N. America (NEMA)	SHF-180	SHFM-180	SHF-290	SHFM-290 
EU CEE (CEE 7-7)	SHF-180/2	SHFM-180/2	SHF-290/2	SHFM-290/2
AUS/NZ (AS 3112)	—	SHFM-180/2A	SHF-290/2A	SHFM-290/2A
UK (BS 1363)	—	SHFM-180/2B	SHF-290/2B	SHFM-290/2B
FLOW RATES				
Rated flow at dose 16 mJ/cm ² @ 95% UVT	350 GPM (1300 lpm) (78 m ³ /hr)	350 GPM (1300 lpm) (78 m ³ /hr)	543 GPM (2055 lpm) (123 m ³ /hr)	543 GPM (2055 lpm) (123 m ³ /hr)
Rated flow at dose 30 mJ/cm ² @ 95% UVT	210 GPM (790 lpm) (47 m ³ /hr)	210 GPM (790 lpm) (47 m ³ /hr)	290 GPM (1098 lpm) (65 m ³ /hr)	290 GPM (1098 lpm) (65 m ³ /hr)
Rated flow at dose 40 mJ/cm ² @ 95% UVT	160 GPM (600 lpm) (36 m ³ /hr)	160 GPM (600 lpm) (36 m ³ /hr)	215 GPM (813 lpm) (48 m ³ /hr)	215 GPM (813 lpm) (48 m ³ /hr)
Rated flow for NSF Std 55, Class B	—	—	—	—
Rated flow for NSF Std 55, Class A	—	—	—	—
OPERATING PARAMETERS				
Max. Operating Pressure	125 psi (8.62 bar)	125 psi (8.62 bar)	125 psi (8.62 bar)	125 psi (8.62 bar)
Ambient Air Temperature	0°C - 40°C (32°F - 104°F)	0°C - 40°C (32°F - 104°F)	0°C - 40°C (32°F - 104°F)	0°C - 40°C (32°F - 104°F)
Influent Water Temperature	2°C - 40°C (36°F - 104°F)	2°C - 40°C (36°F - 104°F)	2°C - 40°C (36°F - 104°F)	2°C - 40°C (36°F - 104°F)
Installation Orientation	Horizontal	Horizontal	Horizontal	Horizontal
ELECTRICAL				
Voltage	100 - 240VAC	100 - 240VAC	100 - 240VAC	100 - 240VAC
Frequency	50-60Hz	50-60Hz	50-60Hz	50-60Hz
Max. Current	4.5A	4.5A	6.0A	6.0A
Power Consumption	400W	400W	550W	550W
DIMENSIONS				
Chamber inch (cm)	42 1/2" x 6" x 14" (107.3 cm x 15.2 cm x 35.6 cm)	42 1/2" x 6" x 14" (107.3 cm x 15.2 cm x 35.6 cm)	42 1/2" x 8" x 17" (108 cm x 20.3 cm x 43.5 cm)	42 1/2" x 8" x 17" (108 cm x 20.3 cm x 43.5 cm)
Controller	17 1/2" x 19 1/2" x 8 1/5" (44.5 cm x 50 cm x 21 cm)	17 1/2" x 19 1/2" x 8 1/5" (44.5 cm x 50 cm x 21 cm)	17 1/2" x 19 1/2" x 8 1/5" (44.5 cm x 50 cm x 21 cm)	17 1/2" x 19 1/2" x 8 1/5" (44.5 cm x 50 cm x 21 cm)
Inlet & Outlet	3" FLANGE	3" FLANGE	4" FLANGE	4" FLANGE
OPTIONS				
Dynamic Flow Restrictor	NO	NO	NO	NO
Temperature Management Valve	NO	NO	NO	NO
Solenoid Valve	NO	NO	NO	NO
COMMcenter Control Package	NO	NO	NO	NO
FEATURES				
Chamber material	316L SS	316L SS	316L SS	316L SS
UV Sensor	NO	YES	NO	YES
Flow Meter	NO	NO	NO	NO
Cool Touch Fan	NO	NO	NO	NO
Visual "Power-On"	YES	YES	YES	YES
Visual Lamp Life Remaining	YES	YES	YES	YES
Audible Lamp Failure	YES	YES	YES	YES
Audible Lamp Replacement Reminder	YES	YES	YES	YES
Sensor Reading Output (4-20mA)	NO	Optional with 260134	NO	Optional with 260134

MODEL				
N. America (NEMA)	S2Q-PV	S2Q-PV/12VDC	S5Q-PV	S5Q-PV/12VDC
EU CEE (CEE 7-7)	--	--	--	--
AUS/NZ (AS 3112)	--	--	--	--
UK (BS 1363)	--	--	--	--
FLOW RATES				
Rated flow at dose 16 mJ/cm ² @ 95% UVT	5 GPM (15 lpm) (1.1 m ³ /hr)	4 GPM (15 lpm) (0.9 m ³ /hr)	11 GPM (42 lpm) (2.5 m ³ /hr)	10 GPM (37 lpm) (2.2 m ³ /hr)
Rated flow at dose 30 mJ/cm ² @ 95% UVT	3 GPM (11 lpm) (0.7 m ³ /hr)	2 GPM (8 lpm) (0.5 m ³ /hr)	6 GPM (23 lpm) (1.4 m ³ /hr)	5 GPM (19 lpm) (1.1 m ³ /hr)
Rated flow at dose 40 mJ/cm ² @ 95% UVT	2 GPM (7 lpm) (0.4 m ³ /hr)	1.5 GPM (6 lpm) (0.3 m ³ /hr)	4.5 GPM (17 lpm) (1.0 m ³ /hr)	4 GPM (15 lpm) (0.9 m ³ /hr)
Rated flow for NSF Std 55, Class B	--	--	--	--
Rated flow for NSF Std 55, Class A	--	--	--	--
OPERATING PARAMETERS				
Max. Operating Pressure	125 psi (8.62 bar)	125 psi (8.62 bar)	125 psi (8.62 bar)	125 psi (8.62 bar)
Ambient Air Temperature	0°C - 40°C (32°F - 104°F)	0°C - 40°C (32°F - 104°F)	0°C - 40°C (32°F - 104°F)	0°C - 40°C (32°F - 104°F)
Influent Water Temperature	2°C - 40°C (36°F - 104°F)	2°C - 40°C (36°F - 104°F)	2°C - 40°C (36°F - 104°F)	2°C - 40°C (36°F - 104°F)
Installation Orientation	Vertical or Horizontal	Vertical or Horizontal	Vertical or Horizontal	Vertical or Horizontal
ELECTRICAL				
Voltage	100 - 240V	12VDC	100 - 240V	12VDC
Frequency	50-60Hz	--	50-60Hz	--
Max. Current	0.4A	2.0A	0.5A	2.5A
Power Consumption	22W	20W	30W	27W
DIMENSIONS				
Chamber inch (cm)	17" x 2 1/2" (43 cm x 6.5 cm)	17" x 2 1/2" (43 cm x 6.5 cm)	22" x 2 1/2" (56 cm x 6.4 cm)	22" x 2 1/2" (56 cm x 6.4 cm)
Controller	9" x 2 1/4" x 2 " (22.8 cm x 5.7 cm x 2.5 cm)	--	9" x 2 1/4" x 2 " (22.8 cm x 5.7 cm x 2.5 cm)	--
Inlet & Outlet	1/2" MNPT	1/2" MNPT	3/4" MNPT	3/4" MNPT
OPTIONS				
Dynamic Flow Restrictor	YES	YES	YES	YES
Venturi Installation Kit	--	--	--	--
FEATURES				
Chamber material	304SS	304 SS	304SS	304 SS
Visual "Power-On"	YES	YES	YES	YES
Visual Lamp Life Remaining	NO	NO	NO	NO
Audible Lamp failure	YES	NO	YES	NO
Audible Lamp Replacement Reminder	NO	NO	NO	NO

MODEL		
N. America (NEMA)	S2Q-OZ	S8Q-OZ
EU CEE (CEE 7-7)	S2Q-OZ/2	S8Q-OZ/2
AUS/NZ (AS 3112)	–	–
UK (BS 1363)	–	–
FLOW RATES		
Rated flow at dose 16 mJ/cm ² @ 95% UVT	70 mgs ozone @ 5 SCFH air flow	220 mgs ozone @ 5 SCFH air flow
Rated flow at dose 30 mJ/cm ² @ 95% UVT		
Rated flow at dose 40 mJ/cm ² @ 95% UVT		
Rated flow for NSF Std 55, Class B	–	–
Rated flow for NSF Std 55, Class A	–	–
OPERATING PARAMETERS		
Max. Operating Pressure	125 psi (8.62 bar)	125 psi (8.62 bar)
Ambient Air Temperature	4°C - 40°C (40°F - 104°F)	4°C - 40°C (40°F - 104°F)
Influent Water Temperature	–	–
Installation Orientation	Vertical or Horizontal	Vertical or Horizontal
ELECTRICAL		
Voltage	100 - 240V	100 - 240V
Frequency	50-60Hz	50-60Hz
Max. Current	0.4A	0.7A
Power Consumption	22W	46W
DIMENSIONS		
Chamber inch (cm)	17" x 2 1/2" (43 cm x 6.5 cm)	35" x 2 1/2" (89 cm x 6.4 cm)
Controller	7 1/4"x 3 1/4"x 2 1/2" (18.6 cm x 8.1 cm x 6.4 cm)	7 1/4"x 3 1/4"x 2 1/2" (18.6 cm x 8.1 cm x 6.4 cm)
Inlet & Outlet	3/8" TUBE	3/8" TUBE
OPTIONS		
Dynamic Flow Restrictor	–	–
Venturi Installation Kit	YES (OE-001)	YES (VENT-CHF)
FEATURES		
Chamber material	304 SS	304 SS
Visual "Power-On"	YES	YES
Visual Lamp Life Remaining	YES	YES
Audible Lamp failure	YES	YES
Audible Lamp Replacement Reminder	YES	YES

COMMcenter	66
Controller	71,72
CoolTouch valve	66
D4	28
D4 Premium	28
D4+	29
D4-V	29
D4-V+	29
E4	32
E4+	32
E4-V	32
E4-V+	32
E4-50+	34
Filter cartridges	
Carbon	46, 49, 53, 54, 56, 62
Dual Gradient Density High Flow	52, 58, 59
Pleated	48, 56, 61
Sediment	43-44, 51, 58, 62
String-wound	44, 51, 52, 53, 59, 62
Tinned Steel Core	62,64
Filter housings	42, 47, 51, 55, 57, 60, 61
Flow meter	73
Flow restrictor	66
F4	33
F4+	33
F4-V	34
F4-V+	34
F4-50+	34
H	36
H+	36
IHS10-D4	30
IHS12-D4	30
IHS22-D4	30
IHS22-E4	33
K	37
K+	37
Lamps	69,70
Lamp/sleeve combo kit	71
O-ring	73
Power cord	72
PRO10	35
PRO20	35
PRO24-100	36
PRO24-186	36

PRO30	35
PRO50	35
Quartz sleeve	70
RO-4S	46
Sensor	73
SHF-140	37
SHFM-140	37
SHF-180	38
SHFM-180	38
SHF-290	38
SHFM-290	38
Sleeve bolt/nuts	73
Solenoid valve	66
S2Q-OZ	40
S2Q-P/12VDC	39
S2Q-PA	25
S2Q-PV	39
S5Q-P/12VDC	39
S5Q-PA	26
S5Q-PV	39
SV5Q-PA	26
S8Q-OZ	40
S8Q-PA	26
SV8Q-PA	26
VH200	27
VH200-F10	27
VH410	27
VH410-M	28
VH410-F20	27
VP600	31
VP600M	34
VP950	31
VP950M	34
VT1	24
VT1-DWS	25
VT4	24
VT4-DWS	24
VT4-DWS11	24

Glossary of Terms

4-20mA – The typical signal output range for VIQUA accessories (eg. UV Sensor, Flow Meter).

Bio-Assay – The actual microorganism challenge test used to measure the effective UV dose of a system.

Carbon Block Filter – A filter capable of removing chlorine from the water and improving taste and odour.

Chamber – The (stainless steel) pressure vessel used to control the flow of water around the UV lamp (syn. weldment, reactor).

COMMCenter – The data communication module accessory for use with VIQUA PRO systems.

Connector – The moulded connector that the UV lamp plugs into.

Controller – The electronic module that supplies power to the lamp as well as feedback information of the status of the UV system (syn. ballast, power supply)

Cyst – A resistant cover around a protozoan parasite produced by the parasite or the host. Cysts are not typically affected by chlorination but are rendered inert by UV treatment.

Disinfection – To free from infection, especially by destroying harmful microorganisms. In UV water treatment, used to describe the UV system's ability to render the water being treated as microbiologically safe for consumption.

Dose (UV) – A measure of the amount of UV light intensity delivered to the water in the UV system per unit flow. Typically expressed in mJ/cm² (ref. 1mJ/cm² = 1000mWsec/cm²).

VIQUA Standard Dose (30mJ/cm²) – VIQUA's uncompromising dose value used to compare all VIQUA systems that do not require NSF Standard 55 Class A certification. Typically used for residential systems. This has been established as an industry standard in the UV water treatment industry.

NSF Dose(40mJ/cm²) – The minimum required dose to meet NSF Standard 55 Class A certification. Typically this dose value is required for light commercial and regulated facilities.

US Public Health (16mJ/cm²) – The minimum government-regulated required UV dose for potable water. This value is also required to meet NSF Standard 55 class B certification.

Dry Contacts – A feature of VIQUA controllers on certain models that can connect to various accessories (eg. remote alarm, solenoid valve, etc.)

End of Lamp Life (EOLL) – Expiration of the recommended service life for VIQUA genuine lamps.

Filter Housing – The pressure vessel used to house the filter cartridge (syn. sump).

Flow Meter – An integral device for measuring the flow rate of water through the chamber and providing this data to the controller.

GAC Filter – Granulated Activated Carbon. This is similar in function to the Carbon Block Filter but in granular form.

Junction Box – An electrical box that provides power to the optional solenoid valve. This is for systems that use dry contacts for activation.

Lamp Power – The power rating of the UV lamp in Watts.

Log Reduction – In water disinfection, this is a measure of the inactivation or "kill rate" of the disinfection system. "4-Log" reduction equates to 99.99% inactivation and "3-Log" reduction equates to 99.9% inactivation.

Micron – A unit of length equal to 1 millionth of a meter. In water treatment, it is used to describe the pore size of a filter media. For pre-filtration in UV applications, 5 microns is recommended.

Microorganisms – An organism of microscopic or ultramicroscopic size.

Monitored – Used to describe the class of VIQUA UV systems that have a UV Sensor.

NSF-Validated – Used to describe UV systems that are 3rd party tested according to the NSF Standard 55 Class A or Class B protocol. Not to be confused with NSF certification.

NSF-Certified – Used to describe UV systems that are tested and certified by NSF to Standard 55 Class A or Class B. Viqua systems carrying NSF designations are tested and certified by NSF.

Pathogens – Any specific type of microorganism capable of causing disease or illness (e.g. bacteria, protozoan parasite, virus).

Pre-Filtration – Recommended in order to remove suspended particulates or turbidity that can interfere with the disinfection process (sediment filter). Also used for taste and odour concerns (carbon filter).

Quartz Sleeve – A highly UV transmittable and resistant material that separates the UV lamp from the water stream. Highly purified, fused quartz material is used in all VIQUA designed systems.

Rated Flow – The maximum rate of water flow through a UV system that still meets the disinfection requirements.

Safety-Loc – A UV connector design that meets UL979 safety requirements. VIQUA connectors have a built in mechanism that breaks power to the UV lamp and prevents accidental exposure to UV light outside of the chamber.

Sediment Filter – A filter capable of removing particulate or suspended solids from the water stream.

Solenoid Valve – An automatically controlled valve capable of shutting off water flow in the event of a problem with the UV system. Generally only used in regulated facilities.

Universal Power Input – This means the controller is able to function across multiple line voltages and frequency ranges (100-240V, 50-60Hz).

UV Lamp – The part of the UV system that emits the 254nm germicidal wavelength of UV light. In VIQUA systems, there are 3 types of lamps: Standard Output, High Output and Amalgam.

Standard Output – VIQUA's standard output UV lamp. They generate less heat, but require longer system lengths and exposure time to equal the dose delivered by other lamp types.

High Output – A higher output UV lamp used on VIQUA's compact systems.

Amalgam – VIQUA's highest output UV lamp. Due to higher power requirements, it is the preferred lamp technology for light commercial applications or public facilities.

UV Sensor – A specially designed sensor capable of measuring the intensity of UV light at 254nm and providing this signal to the controller.

UV Transmittance (UVT) – A measure (expressed as a %) of a substance's ability to allow UV light to transmit through it. In UV water treatment this is often in reference to the water quality determination before installation of UV disinfection equipment.

All VIQUA UV systems come with comprehensive warranties on controllers, electrical components, and chambers.

Our Commitment

VIQUA is committed to ensuring your experience with our products and organization exceeds your expectations. We have manufactured your UV disinfection system to the highest quality standards. Should you need support, or have questions about your system, please contact our Technical Support team at 1.800.265.7246 or technicalsupport@viqua.com and we will be happy to assist you. We sincerely hope you enjoy the benefits of clean, safe drinking water after the installation of your VIQUA disinfection system.

How to Make a Warranty Claim

NOTE: To maximise the disinfection performance and reliability of your VIQUA product, the system must be properly sized, installed and maintained. Guidance on the necessary water quality parameters and maintenance requirements can be found in your Owner's Manual.

In the event that repair or replacement of parts covered by this warranty is required, the process will be handled by your dealer. If you are unsure whether an equipment problem or failure is covered by warranty, contact our Technical Support team at 1.800.265.7246 or e-mail technicalsupport@viqua.com. Our fully-trained technicians will help you troubleshoot the problem and identify a solution. Please have available the model number (system type), the date of purchase, the name of the dealer from whom you purchased your VIQUA product ("the source dealer"), as well as a description of the problem you are experiencing. To establish proof of purchase when making a warranty claim, you will either need your original invoice, or to have previously completed and returned your product registration card via mail or online.

Specific Warranty Coverage

Warranty coverage is subject to the conditions and limitations outlined under the heading "General Conditions and Limitations" below. Please see specific product manuals for details.

Ten-Year Limited Warranty for UV Chamber

VIQUA warrants the UV chamber on the VIQUA product to be free from defects in material and workmanship for a period of ten (10) years from the date of purchase. During this time, VIQUA will repair or replace, at its option, any defective VIQUA chamber. Please return the defective part to your dealer who will process your claim.

Three-Year Limited Warranty for Electrical and Hardware Components

VIQUA warrants the electrical (controller) and hardware components to be free from defects in material and workmanship for a period of three (3) years from the date of purchase. During this time, VIQUA will repair or replace, at its option, any defective parts covered by the warranty. Please return the defective part to your dealer who will process your claim.

One-Year Limited Warranty for Lamps, Sleeves, and UV Sensors

VIQUA warrants lamps, sleeves, and UV sensors to be free from defects in material and workmanship for a period of one (1) year from the date of purchase. During this time, VIQUA will repair or replace, at its option, any defective parts covered by the warranty. Your dealer will process your claim and advise whether the defective item needs to be returned for failure analysis.

IMPORTANT NOTE: Use only genuine VIQUA replacement lamps and sleeves in your system. Failure to do so voids all certifications, may seriously compromise disinfection performance, and may also damage other system components, thereby affecting warranty coverage.

General Conditions and Limitations

None of the above warranties cover damage caused by improper use or maintenance, accidents, acts of God, or minor scratches or imperfections that do not materially impair the operation of the product. The warranties do not cover products that are not installed as outlined in the Owner's Manual.

Parts repaired or replaced under these warranties will be covered under warranty up to the end of the warranty period applicable to the original part.

The above warranties do not include the cost of shipping and handling of returned items.

The limited warranties described above are the only warranties applicable to the VIQUA products listed in the “Specific Warranty Coverage” section. These limited warranties outline the exclusive remedy for all claims based on a failure of or defect in any of these products, whether the claim is based on contract, tort (including negligence), strict liability or otherwise. These warranties are in lieu of all other warranties whether written, oral, implied, or statutory. Without limitation, no warranty of merchantability or of fitness for a particular purpose shall apply to any of these products.

VIQUA does not assume any liability for personal injury or property damage caused by the use or misuse of any of the above products. VIQUA shall not, in any event, be liable for special, incidental, indirect, or consequential damages. VIQUA's liability shall, in all instances, be limited to repair or replacement of the defective product or part, and this liability will terminate upon expiration of the applicable warranty period.

Warranty Instructions for Dealers

1. Contact the VIQUA Technical Support team at 1.800.265.7246 or technicalsupport@viqua.com.
2. Provide the model, the date of purchase, and a description of the product.
3. A VIQUA technician will help you troubleshoot the problem.
4. You will be advised whether a failed part needs to be returned to VIQUA.
5. If a part is required to be returned, a Return Authorization Number (RGA#) and all necessary instructions will be provided. The RGA# must be written on the outside of the package. Please do not send goods back to VIQUA without an RGA#.
6. For full warranty details refer to the Owner's Manual or online at www.viqua.com.

Terms & Conditions

Payment Terms: Standard Terms are Net 30 from the date of invoice, subject to prior credit approval. All taxes are extra.

Shipping Terms: All shipping terms are Ex-Works from Guelph, Ontario, Canada, unless otherwise stated.

Minimum Order: Minimum order value applies. Please contact Sales for additional details.

Restocking Charge: 25% to apply on all authorized returned goods. Additional charges for all other related expenses are extra.

Past Due Accounts: 2% per month charged on past due accounts.

All UV lamps should be disposed of in accordance with your local regulations.



425 Clair Rd. W, Guelph, Ontario, Canada N1L 1R1

t. 1.519.763.1032 • f. 1.519.763.5069 • tf. 1.800.265.7246 (US/CAN) • t. +31.73.747.0144 (EUR) • info@viqua.com • www.viqua.com

CAT-520306-R_RevF © 2018 VIQUA - A Division of Trojan Technologies Group ULC